

IDAHO WWAMI UPDATE

SENATE EDUCATION COMMITTEE

FEBRUARY 4, 2016



Mary Barinaga, MD
Assistant Dean, Regional Affairs
UW School of Medicine

Physician Pipeline

K-12



```
graph TD; A[K-12] --> B[College (4 years)]; B --> C[Medical School (4 years)]; C --> D[Residency/Fellowship (3-7 years)]; D --> E[Practicing Physician];
```

The diagram illustrates the physician pipeline as a vertical sequence of five stages. Each stage is represented by a horizontal bar of a different shade of blue, with a downward-pointing arrow connecting it to the next stage below. The stages are: K-12 (lightest blue), College (4 years) (light blue), Medical School (4 years) (medium blue), Residency/Fellowship (3-7 years) (darker blue), and Practicing Physician (darkest blue, outlined in black).

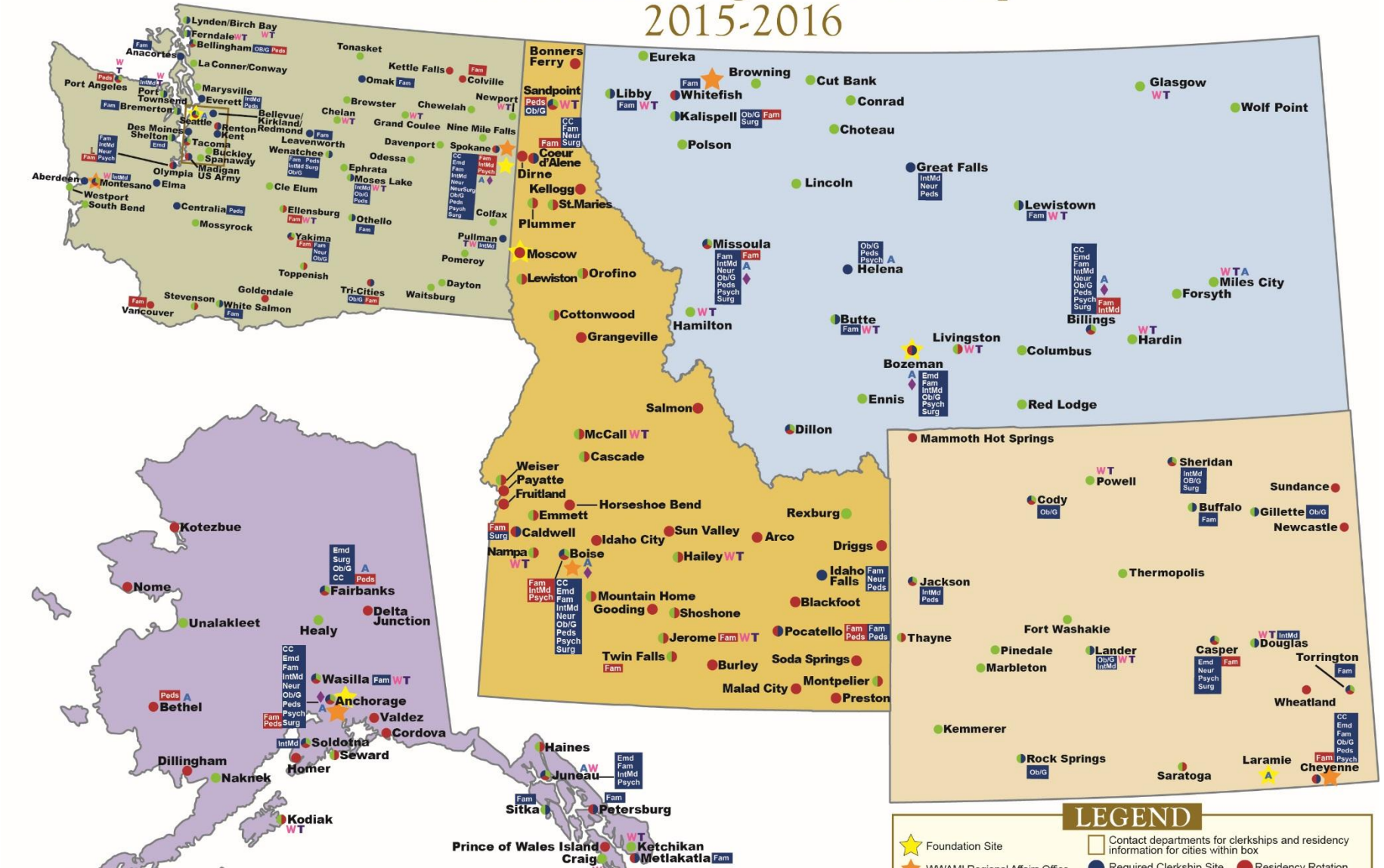
College (4 years)

Medical School (4 years)

Residency/Fellowship (3-7 years)

Practicing Physician

WWAMI Program Site Map 2015-2016



*Alaska not to scale.

UW Medicine
UW SCHOOL OF MEDICINE



LEGEND

- ★ Foundation Site
 - ★ WWAMI Regional Affairs Office
 - ◆ WWAMI TRACK
 - ▲ Areal Health Education Center (AHEC)
 - W WWAMI Rural Integrated Training Experience (WRITE)
 - T Targeted Rural and Underserved Track (TRUST)
 - L Longitudinal Integrated Clerkship (LIC)
 - Rural Underserved Opportunities Program (RUOP)
 - Contact departments for clerkships and residency information for cities within box
 - Required Clerkship Site
 - Residency Rotation
 - Residency Program
- Required Clerkship Sites**
- CC - Chronic Care
 - Emd - Emerg Medicine
 - Fam - Family Medicine
 - IntMd - Internal Medicine
 - Neur - Neurology
 - NeuroSurg - Neurosurgery
 - Ob/G - Ob/Gyn
 - Peds - Pediatrics
 - Psych - Psychiatry
 - Surg - Surgery
- Residency Programs**
- Fam - Family Medicine
 - IntMd - Internal Medicine
 - Peds - Pediatrics
 - Psych - Psychiatry

IDAHO

WWAMI Program Site Map

2015-2016



LEGEND

★ Foundation Site	● Required Clerkship Site	● Residency Rotation
★ WWAMI Regional Affairs Office	■ Required Clerkship Sites	■ Residency Program
◆ WWAMI TRACK	CC - Chronic Care	■ Residency Programs
A Areal Health Education Center (AHEC)	Emd - Emerg Medicine	Fam - Family Medicine
W WWAMI Rural Integrated Training Experience (WRITE)	Fam - Family Medicine	IntMd - Internal Medicine
T Targeted Rural and Underserved Track (TRUST)	IntMd - Internal Medicine	Peds - Pediatrics
● Rural/Underserved Opportunities Program (RUOP)	Neur - Neurology	Psych - Psychiatry
	Ob/G - Ob/Gyn	
	Peds - Pediatrics	
	Psych - Psychiatry	
	Surg - Surgery	

UW Medicine
UW SCHOOL OF MEDICINE

University of Idaho
A LEGACY OF LEADING



Quality and Impact of WWAMI

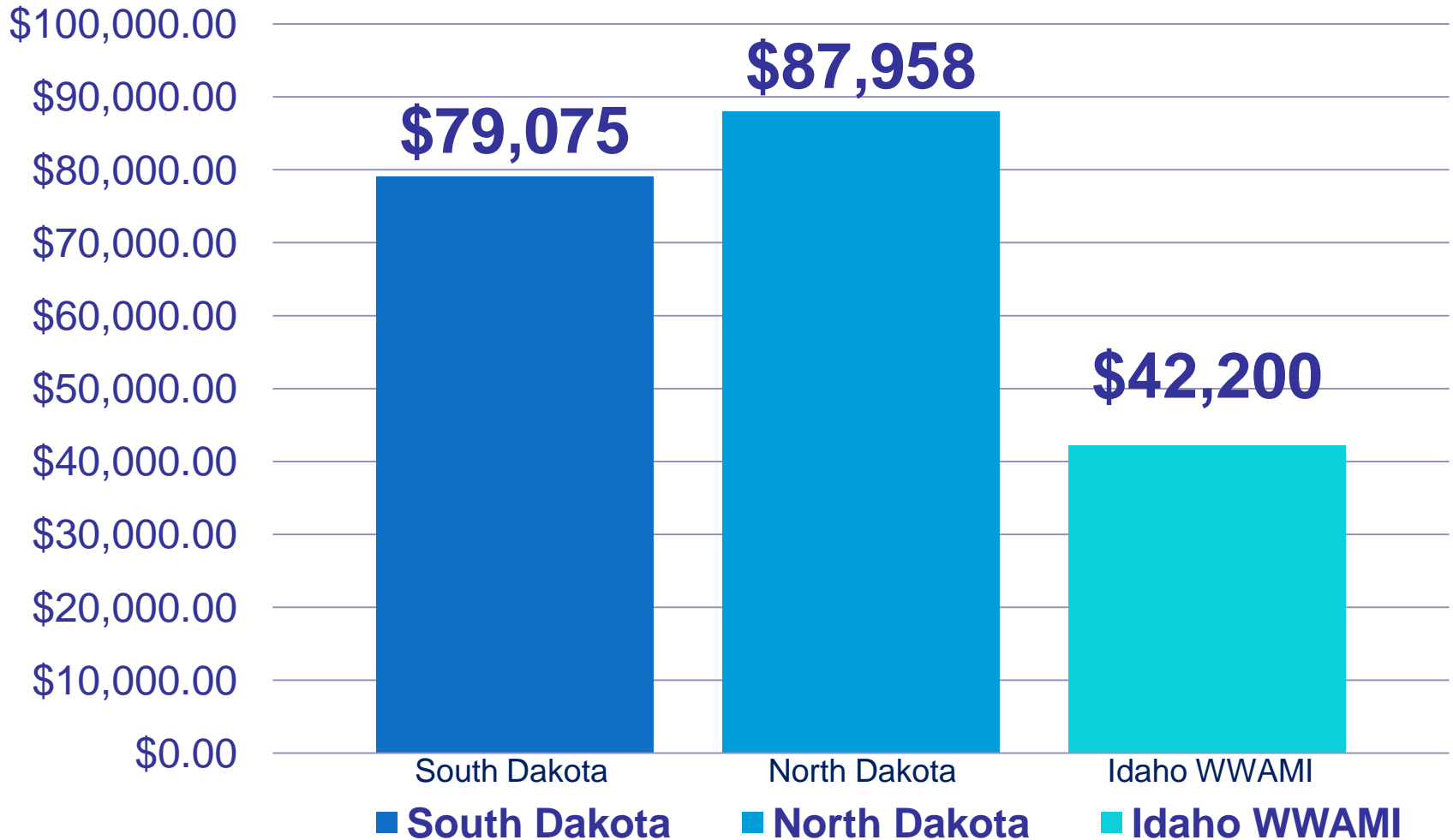
- 51% Retention rate (Idaho graduates)
- 75% Return on Investment (all WWAMI graduates)
- Provides access to public medical education to Idaho citizens with the #1 ranked medical school for primary care, family medicine, and rural medicine.

US News and World Reports, 2015

WWAMI is Cost-Effective

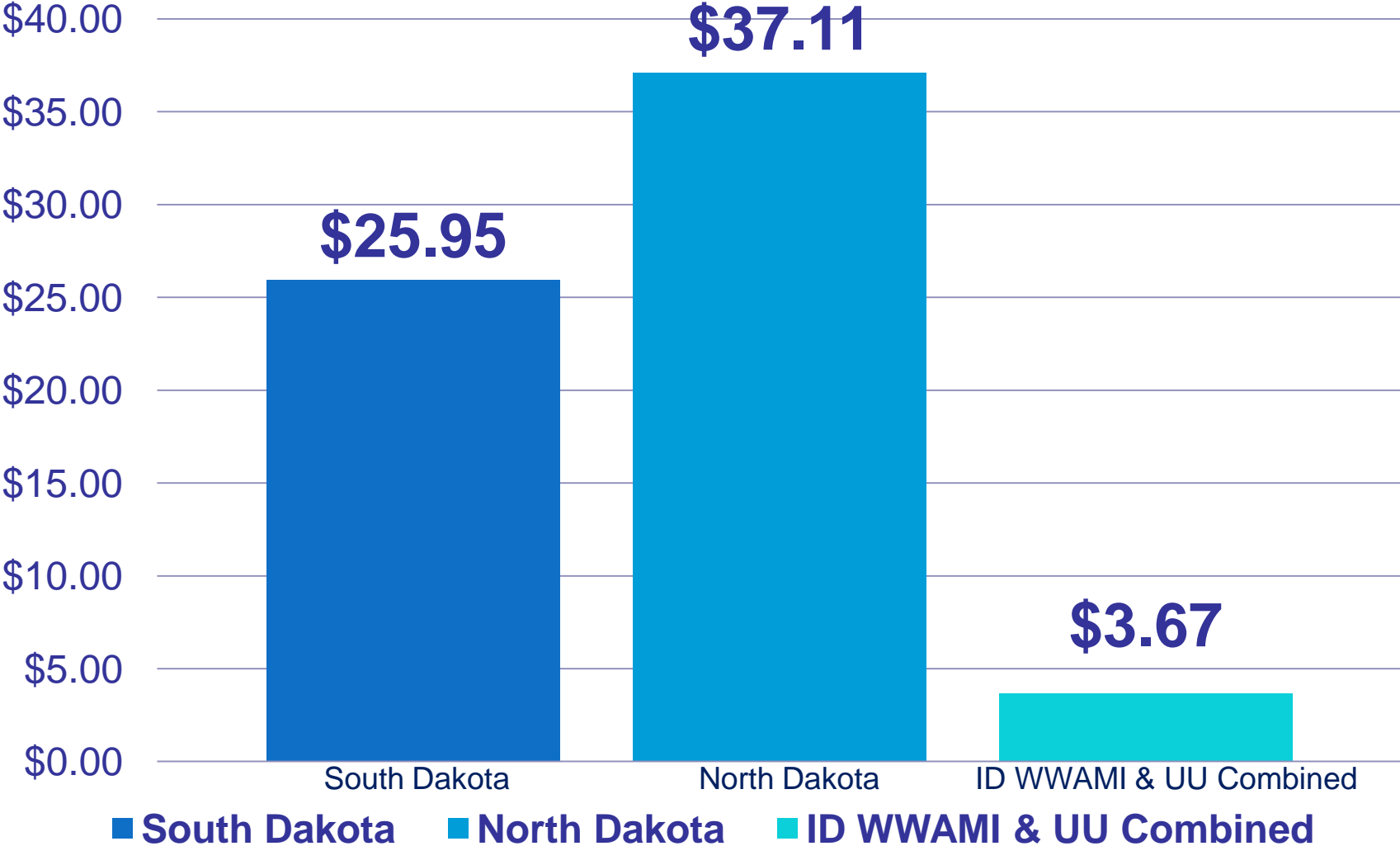
- 72% state appropriations spent in Idaho
- For each dollar invested in WWAMI, Idaho gets \$5 back into the state economy

Medical Education FY16-Cost per Student



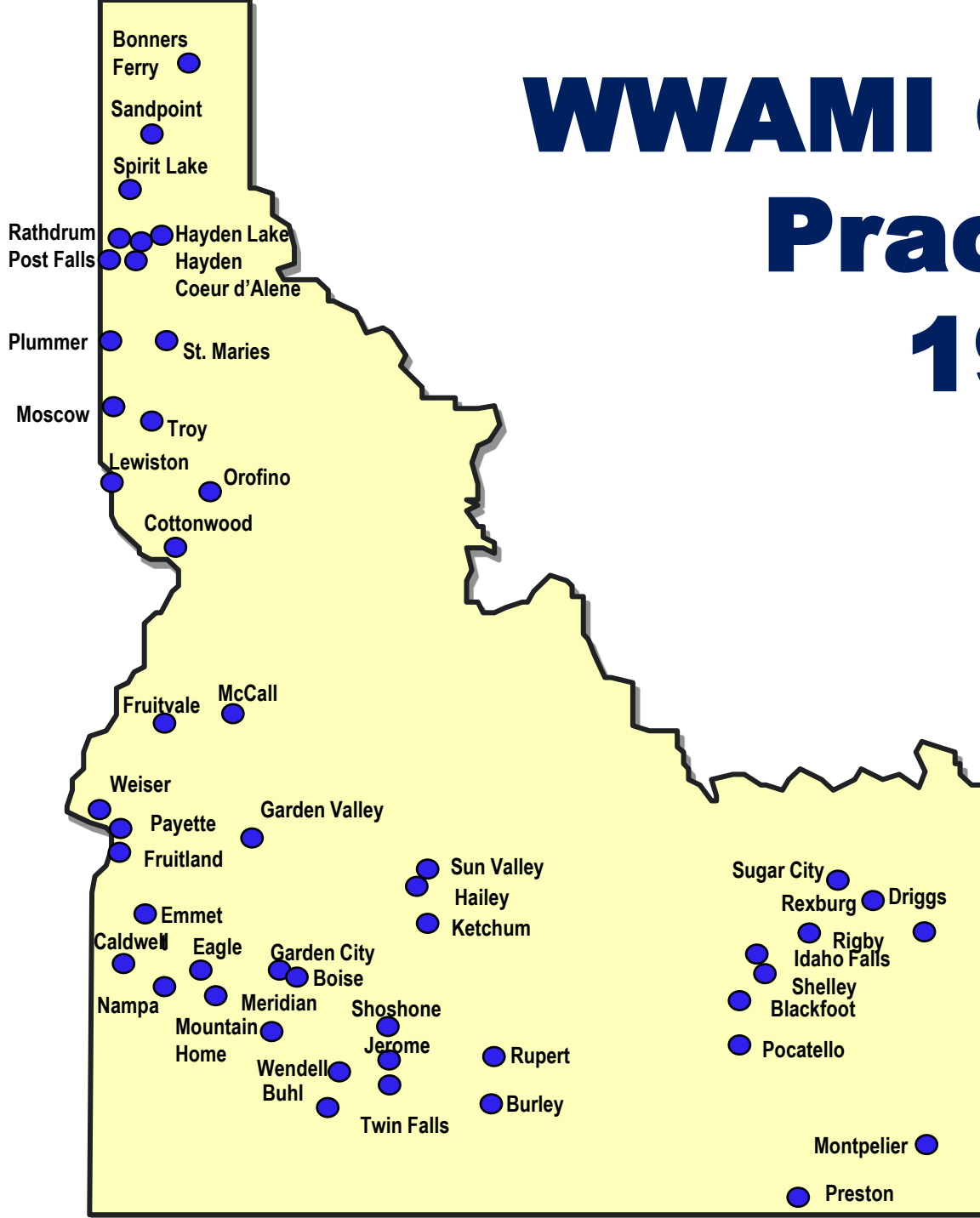
Sources: FY17 Idaho Legislative Budget Book
<https://www.nd.gov/fiscal/budget/state/>
http://bfm.sd.gov/budget/bib/SD_BIB_FY2016.pdf

Medical Education FY16-Cost per Capita



Sources: <https://www.nd.gov/fiscal/budget/state/>
http://bfm.sd.gov/budget/bib/SD_BIB_FY2016.pdf

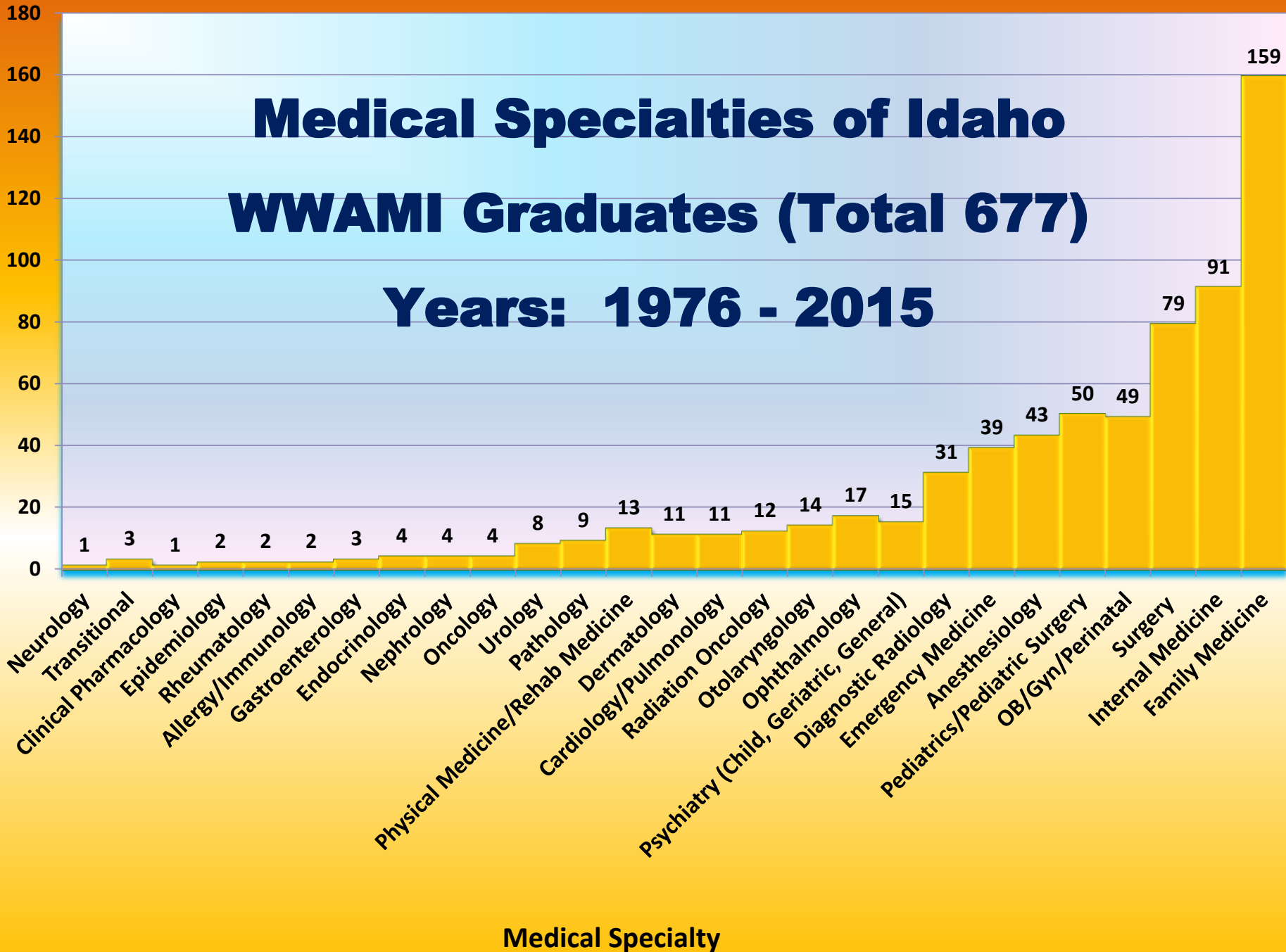
WWAMI Graduates Practice Sites 1976 - 2015



Medical Specialties of Idaho

WWAMI Graduates (Total 677)

Years: 1976 - 2015



UWSOM Curriculum

Scientific Foundations Phase	Clinical Foundations Phase	Career Explore & Focus Phase
Integrated blocks medical science in clinical context	Required clerkships Integrated basic science	Career exploration
Clinical experience longitudinal clerkship	Specific rotations in Seattle	Specialty-specific preparation
Palouse	Seattle, Idaho, and/or Region	Research/scholarship Seattle, Idaho, and/or Region

Idaho State Board of Education Medical Education Subcommittee

Recommendations 2009:

- Increase Idaho WWAMI students from 20 to 40/yr
- Encourage admissions committee to select students likely to practice in primary care and rural Idaho
- Ensure students get rural clinical training experiences

Class Expansion

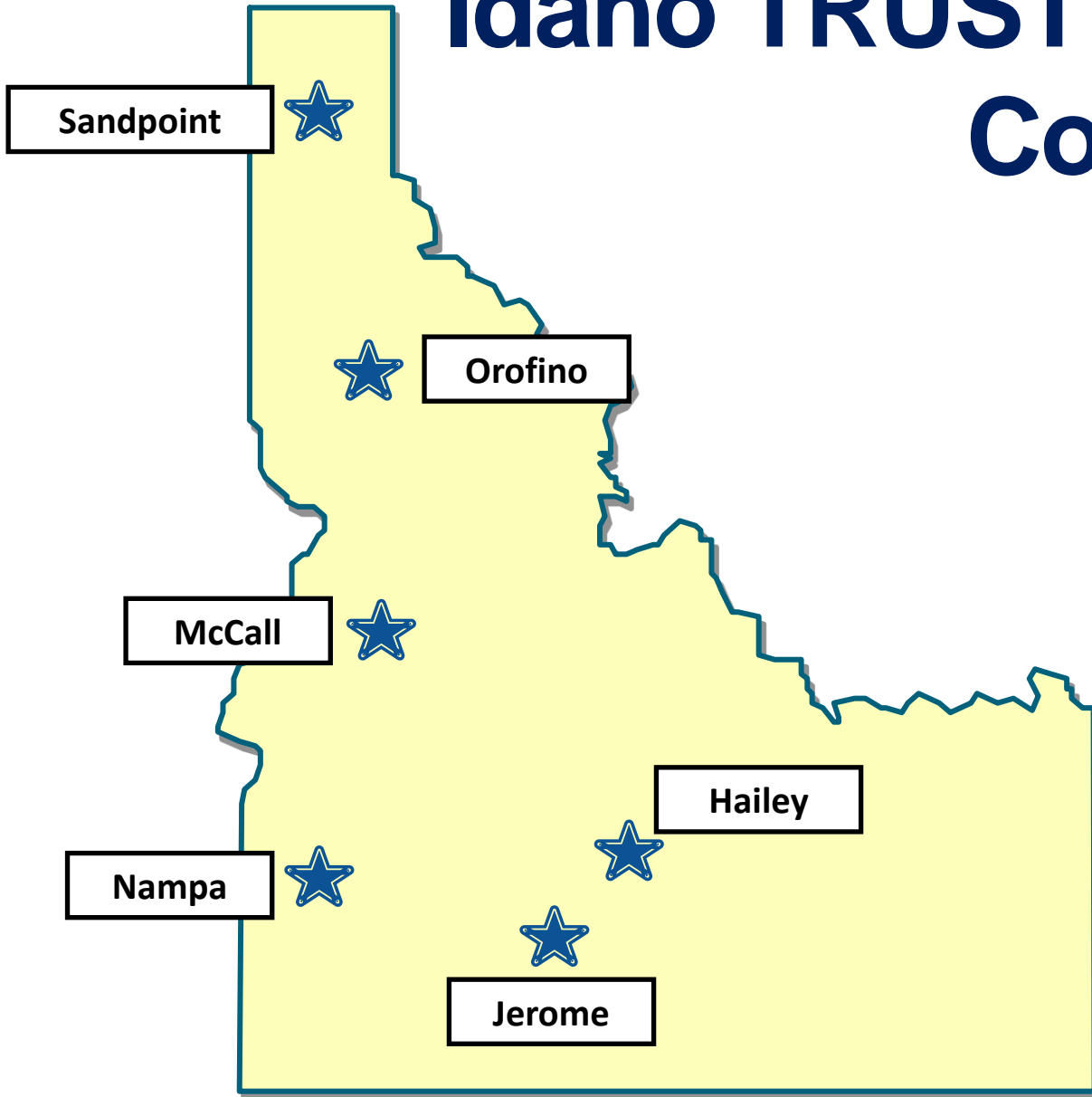
- **1972-2012:** 20 or fewer students/class
- **2013:** 25 students in entering class
- **2014:** 30 students in entering class
- **2015:** 35 students in entering class
- **2016:** proposed expansion to 40 students

TRUST

Targeted Rural Underserved Track

- Selects Idaho students with rural background or interest
- Matches one Idaho student with one Idaho rural/underserved community
- Prepares students for residencies in rural/underserved practice

Idaho TRUST Continuity Communities



Rural Physician Incentive Program

- Idaho students at UWSOM and UUSOM pay into fund that is known as RPIP
- Legislation passed in 2015: Physicians may receive a maximum of \$100,000 over a four year period.
- Preference is given to eligible physicians who paid into the RPIP fund, however, funding is not limited to these candidates.

