

Idaho State E-rate Briefing

March 8, 2017

John D. Harrington
Chief Executive Officer
Funds For Learning, LLC

Email jharrington@fundsforlearning.com

Twitter [@jdharrington](https://twitter.com/jdharrington)

Why Does E-rate Funding Matter So Much?


- Internet access is mission critical to education, and...
- It requires enterprise-grade networks (i.e. not inexpensive)
- E-rate helps meet the need for faster Internet access
 - › Largest single source of EdTech funding in US for K-12 schools
 - › Public, private, charter schools; (nearly all participate)
 - › Public libraries also qualify
- Offers discounts of 20%-90% on eligible goods and services
- Annual program cap: ≈ \$3.9 billion (inflation adjusted)

E-rate Funding: High Stakes Opportunity



- Stringent bidding rules and procedures
- Many deadlines and forms to complete
- Recent reform creates new learning curves
- Lengthy timelines to receive funding and keep paperwork
 - › Projects are delayed pending funding award
 - › Payments may be denied or delayed
 - › Record-keeping stretches over 10+ years
- Failures result in repayment, fines, and/or incarceration

About Funds For Learning

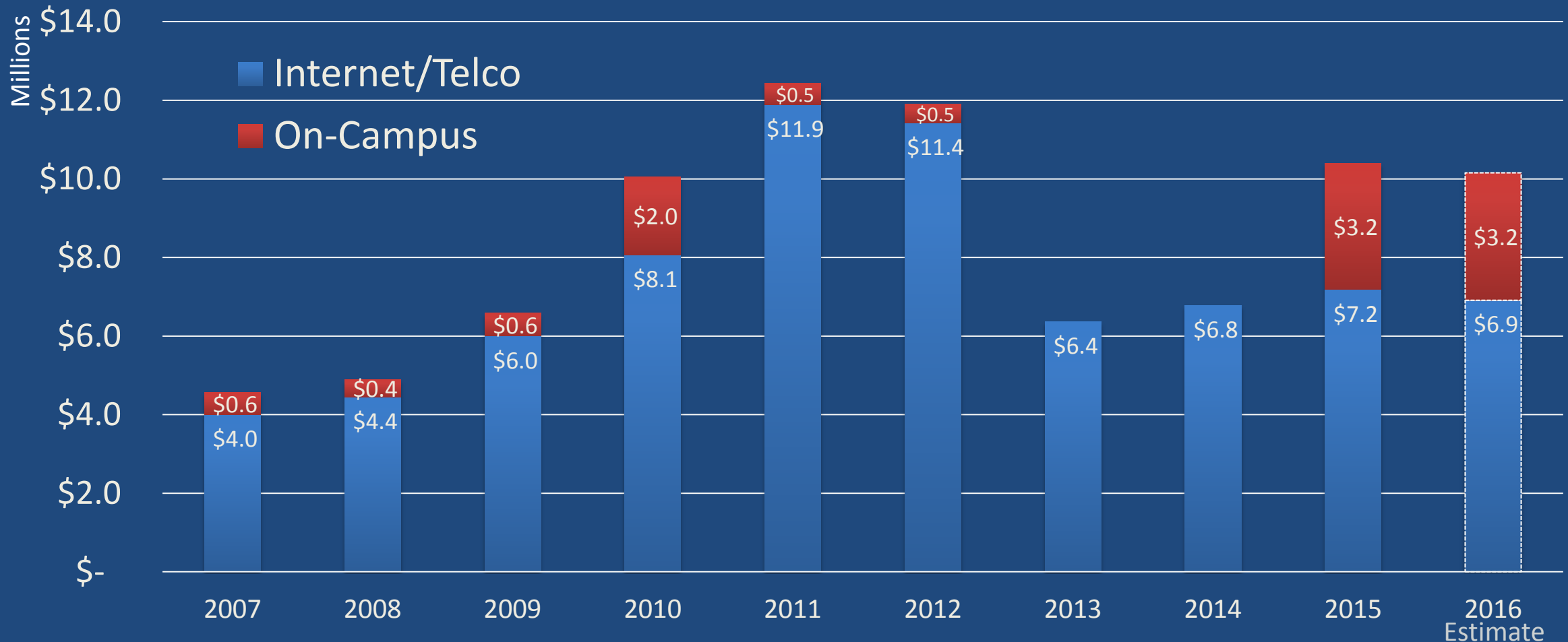



- Focused exclusively on E-rate compliance
- Experience preparing \$1.6+ billion requests
- Nationwide client base since 1997
- Developer of E-rate Manager[®] system
- FFL clients represent 6+ million students; 12,000 sites
- Statewide support for AL, AR, DC, OK, and VI

Two Categories of Discounts

- TO CAMPUS: Category 1 (20% - 90%)
 - › Telecommunications data services
 - › Voice services (but being phased out)
 - › Internet access
- ON CAMPUS: Category 2 (20% - 85%)
 - › Internal connections (and maintenance)
 - › Managed internal broadband service (“managed Wi-Fi”)
 - › Subject to 5-year funding cap per site

Idaho E-rate \$8.4 million/yr (avg past 10 years)



Idaho Receives \$35 E-rate per Student (FY2015)



Per Student

- National average = \$48
- Regional average = \$34 (ID, MT, WY, UT, NV, OR, WA)

Discount Rate

- State Average = 74%
- Nat'l Average = 73%

School District Snapshot: Couer d'Alene



... our students are on devices such as iPads or Chromebooks everyday...

... require consistent internet access to complete individualized lessons and check ins.

School District Snapshot: Couer d'Alene



Increases in state funding for technology, along with E-Rate funding, have:

- allowed us to develop and maintain tech infrastructure demanded today*
- helped our tech budget go further*
- increased bandwidth up to 10X*
- created sustainable replacement cycles*

E-rate 2017 Fast Facts

- Discounts available for purchased fiber optic WANs
- Reduced support for telephone services (discount minus 60%)
- E-rate Portal “EPC” Creates Challenges
 - › Complicates and slows down process
 - › Delays funding commitments
- Process getting harder
 - › Nationwide: 60% of applicant use consultants
 - › Idaho: 23% of applicants use consultants

How Do States Support Applicants?

- Single statewide application
 - › Opportunity: Decreased admin burden for schools (*maybe*)
 - › Danger: All-or-nothing; Challenge: One size rarely fits all
- 5% match for fiber optic wide area network buildouts
- State master contracts that are E-rate competitively bid
- Additional resources for training, listservs and helpdesks