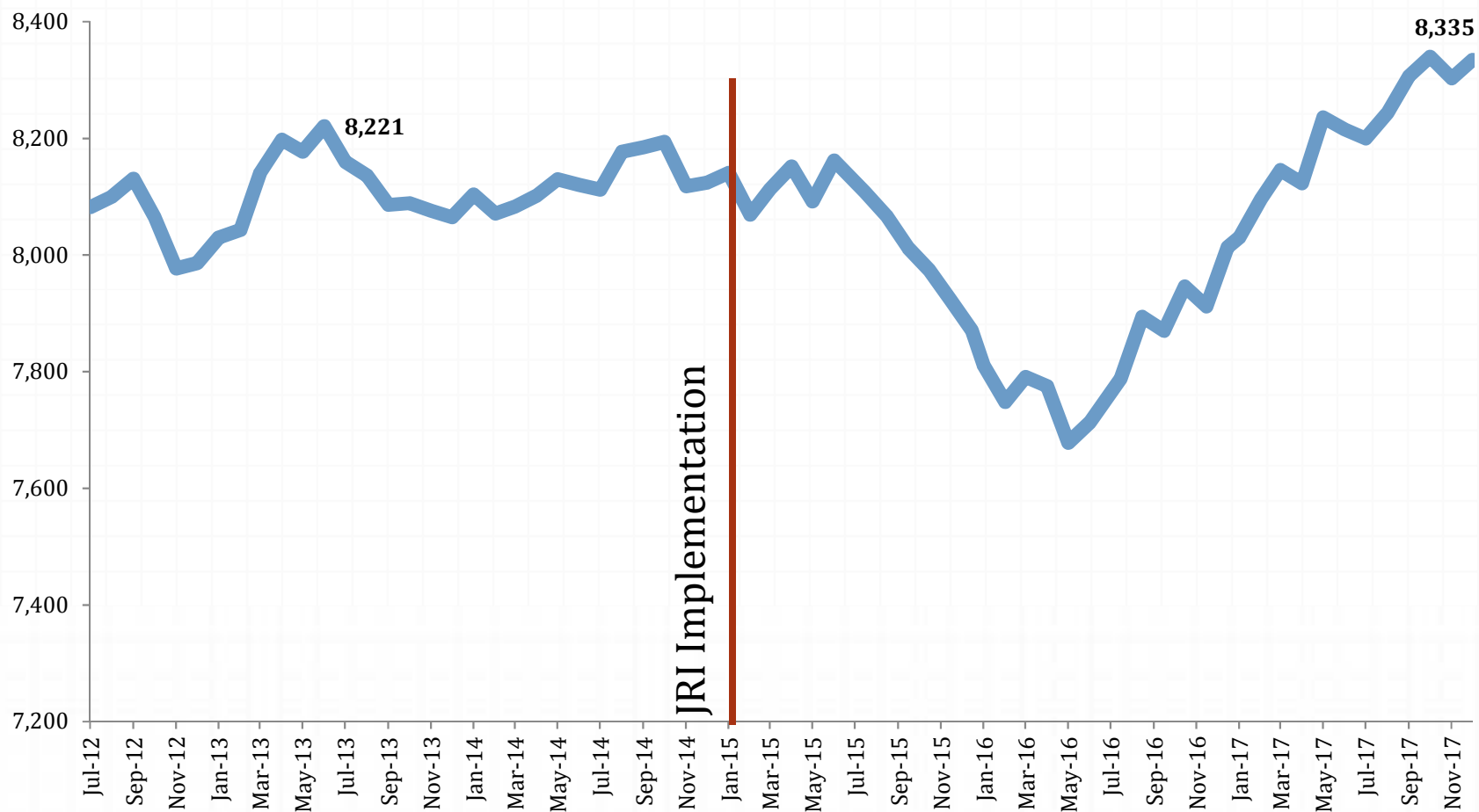


Idaho Department of Correction

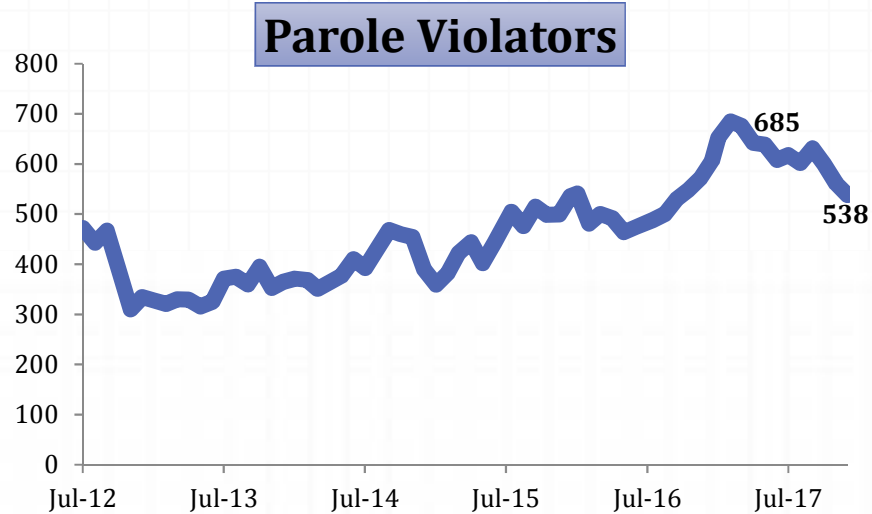
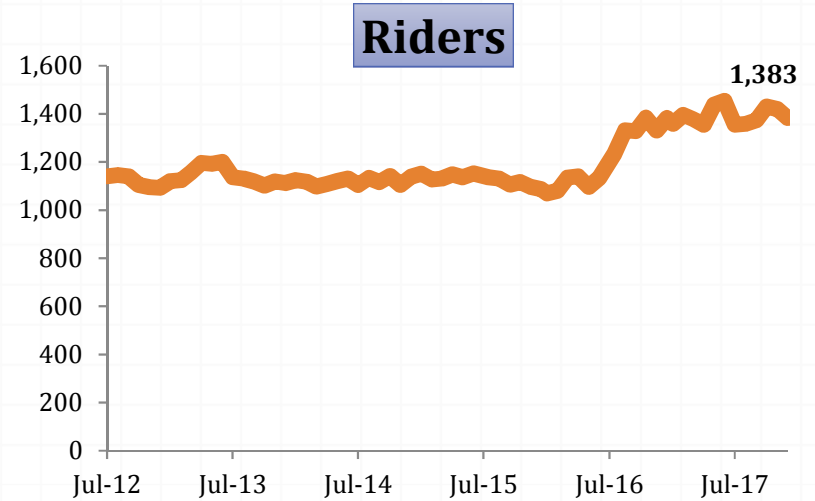
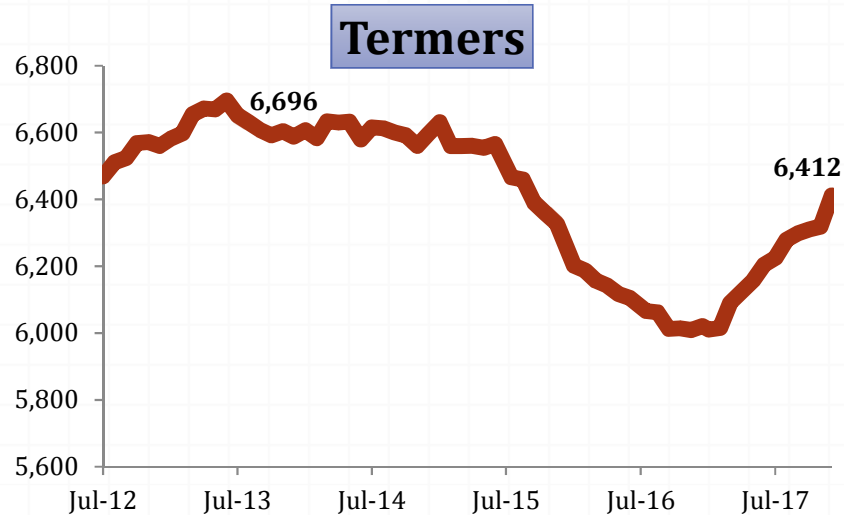
Legislative Update
Henry Atencio, Corrections

Total Incarcerated Population

Population has rebounded after a dip between Sept. 2015 – Sept. 2016, to 226 above the 5 year average, reaching a record high above 8,300 in Sept. 2017.

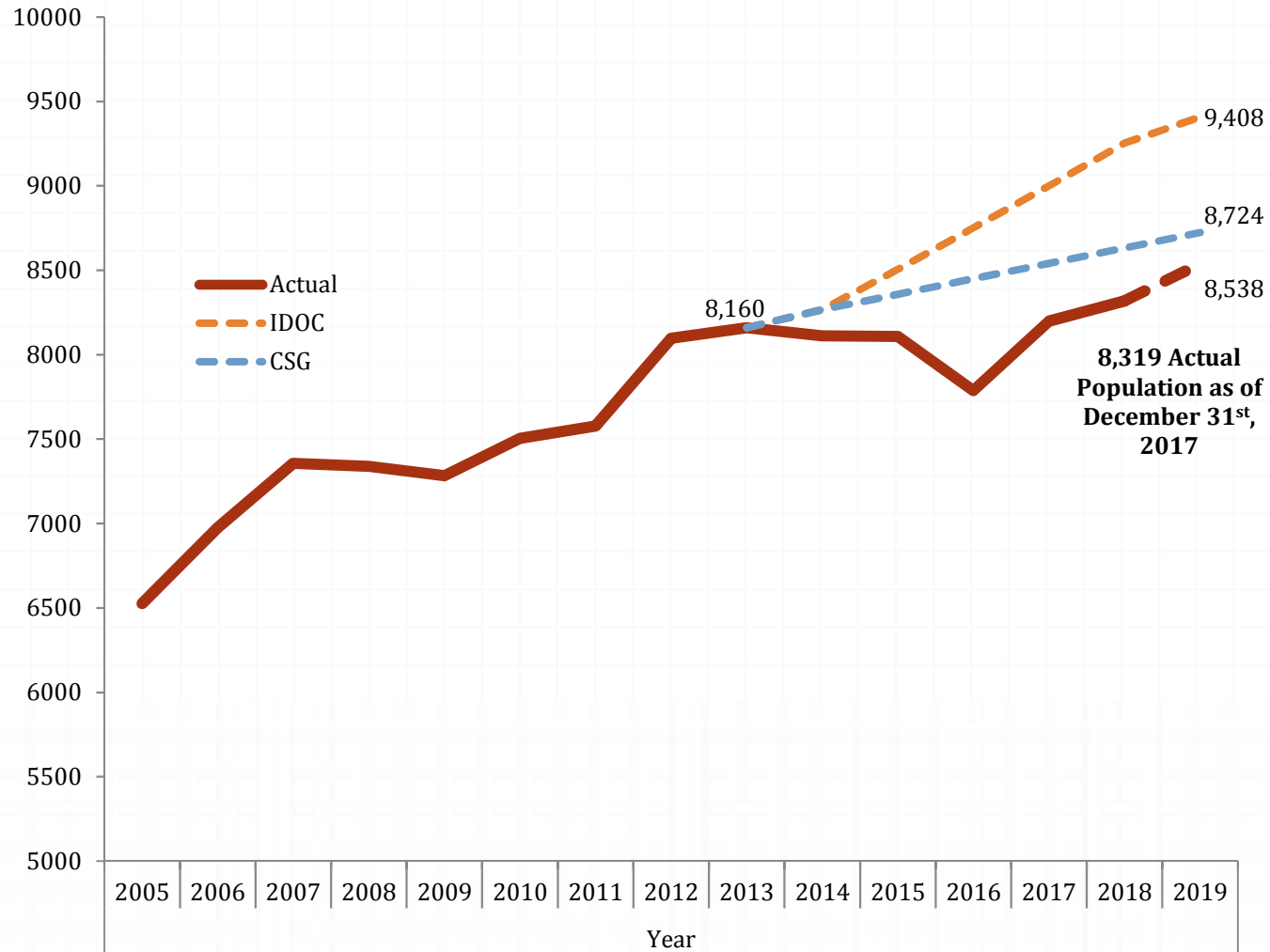


Trend in Populations



- *Termers have rebounded to 5 year average (6,412), and continue to increase. Most admissions are from parole violators and failed probation.*
- *Riders have stayed above 1,300 since August 2016 and are currently 190 above average.*
- *Parole violators are up 75 from average, decreasing slightly since February 2017.*

Justice Reinvestment Projections



Incarcerated population is currently 934 below IDOC's FY13 projection and 314 below CSG's projection.

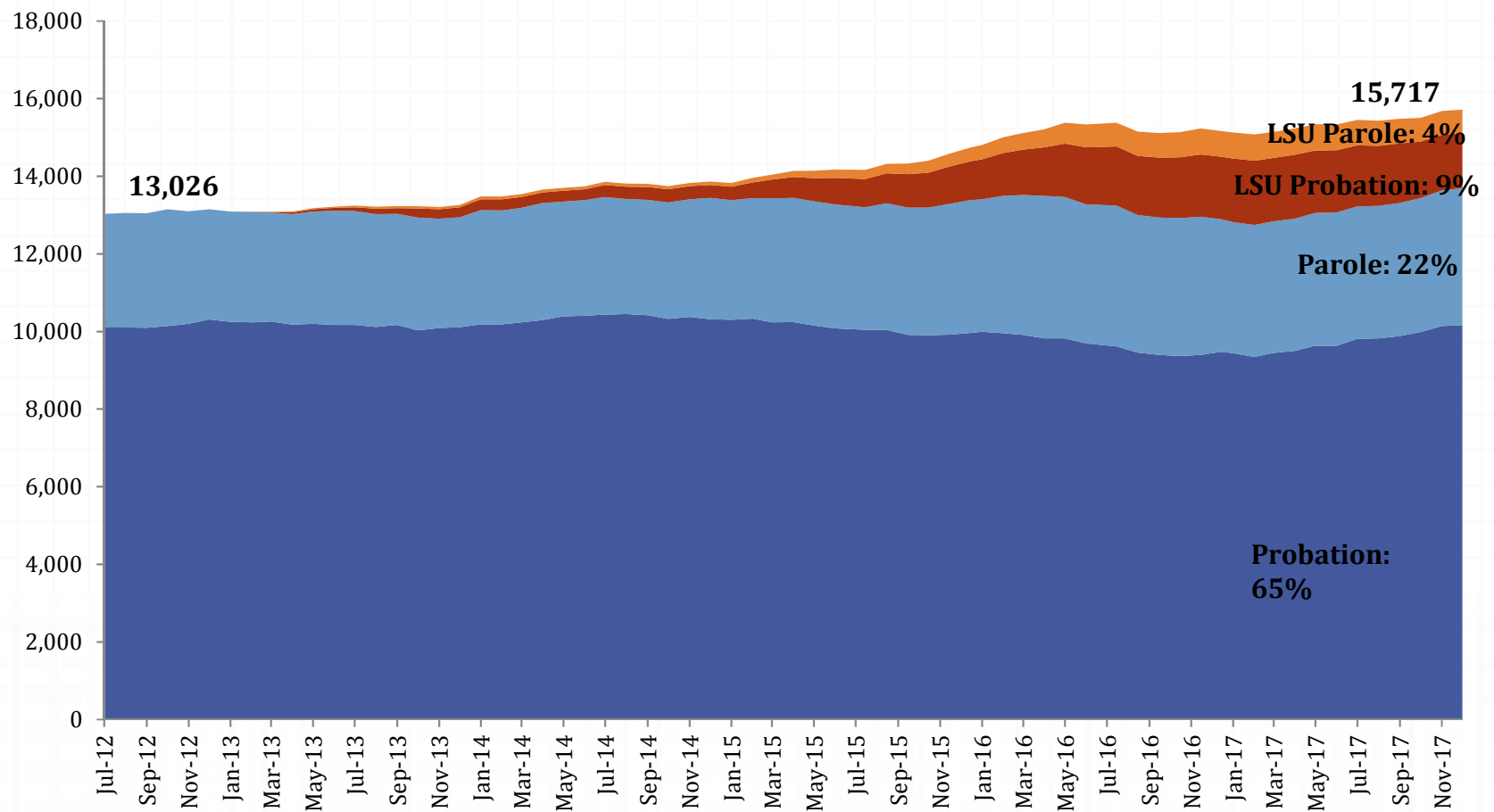
For FY17, averted savings from the CSG projection totaled **\$8.6 million** by housing 341 fewer offenders over the course of the year at \$69.39 per day.

If current trend continues, will reach 8,538 by 2019, still 186 below the CSG estimate of 8,724.

Total averted savings from CSG projection between FY14-FY17 equals **\$24.3 million**.

Community Corrections Population

The total community population has increased by 21% since July 2012. The Limited Supervision Unit (LSU) has kept the bulk of the supervised population below 13,700 per month. Currently, there are 13,691 on probation and parole and 2,026 under LSU.



Population Drivers

- Idaho's Population is Growing
- Increase in Felony Filings
- Probation and Parole Violators

Prison Division

- Principle of Normality:
- A safety and rehabilitation initiative
- A healthy view of recreational and celebratory activities that occur without drugs, alcohol and criminal activity.
- Understanding how decision making impacts prosocial and healthy behavior.
- Seeing staff as mentors and people that are invested in their success.
- Understanding that people are more than the poor choices that led them to prison.



Restitution Collected.....

- o Calendar Year 2015 (March through December)
 - o **\$117,220**
- o Calendar Year 2016
 - o **\$273,629**
- o Calendar Year 2017
 - o **\$347,111**
- o Total Collected
 - o **\$737,962**



Community Corrections

- Focused Supervision
- SUDS Funds
- Mentor Program
- MH \$\$



Community Reentry Centers

Benefits:

- o Tax Payers
- o Community
- o Victims
- o Inmates

