

# *Bruneau-Grand View*

JOINT SCHOOL DISTRICT #365



Ryan Cantrell  
IRSA & BGV S.D.





# Addressing Learning Loss



# Disclaimer!

- We've found what works in BGV - but each District is different and each school is different...





# How we know it works

INVESTIGATIONS, IDAHO'S READING CHALLENGE, NEWS

## What's working: Reading success stories from five Idaho schools

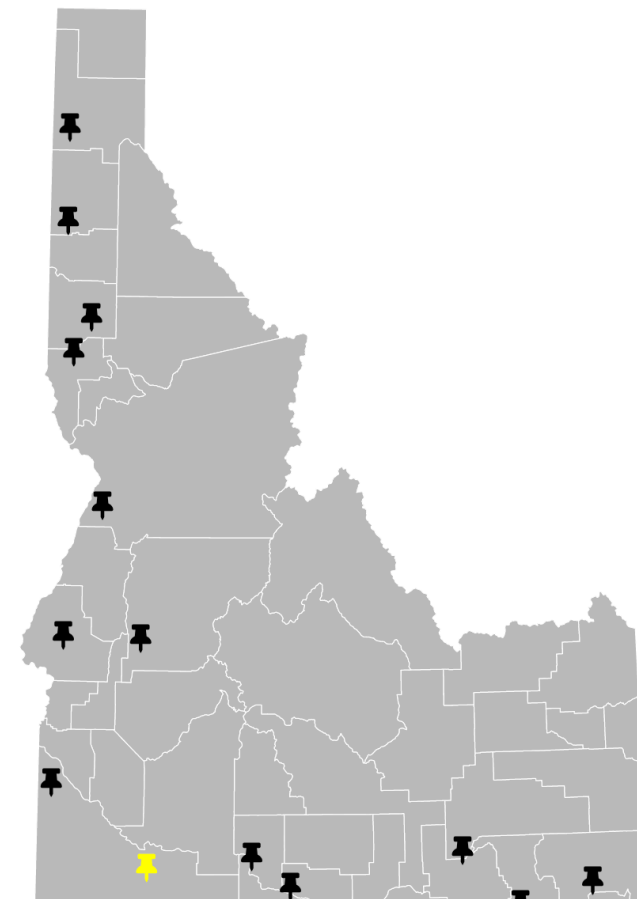
Kevin Richert • 12/17/2019

Reading scores tend to improve from fall to spring, as teachers have a full school year to work with young students.

In the fall 2018, 52.5 percent of Idaho kindergarten through third-grade students tested at grade level. By spring 2019, that number was 69.7 percent - an improvement of 17.2 percentage points.

But 13 school districts and one charter school posted improvements of more than 30 percentage points. All 14 started the school year below the state average. By spring, 12 of the 14 came in above the state average.

DISTRICT/CHARTER	CITY	% GRADE LEVEL FALL 2018	% GRADE LEVEL SPRING 2019	% GROWTH
-- STATEWIDE --	-	52.5	69.7	17.2
Aberdeen	Aberdeen	37.1	74.8	37.7
Bliss	Bliss	27.3	66.7	39.4
<b>Bruneau-Grand View</b>	<b>Bruneau</b>	<b>37.2</b>	<b>76.6</b>	<b>39.4</b>
Cambridge	Cambridge	39.3	72.7	33.4
Cascade	Cascade	40.7	72.7	32
Heritage Academy	Jerome	27.7	59.7	32
Kendrick	Kendrick	43.1	76.3	33.2
Kootenai	Harrison	51.2	82.5	31.3
Marsh Valley	Arimo	45.8	76.5	30.7
Notus	Notus	47.2	78.3	31.1
Salmon River	Riggins	45	76.2	31.2
Soda Springs	Soda Springs	39	74.1	35.1





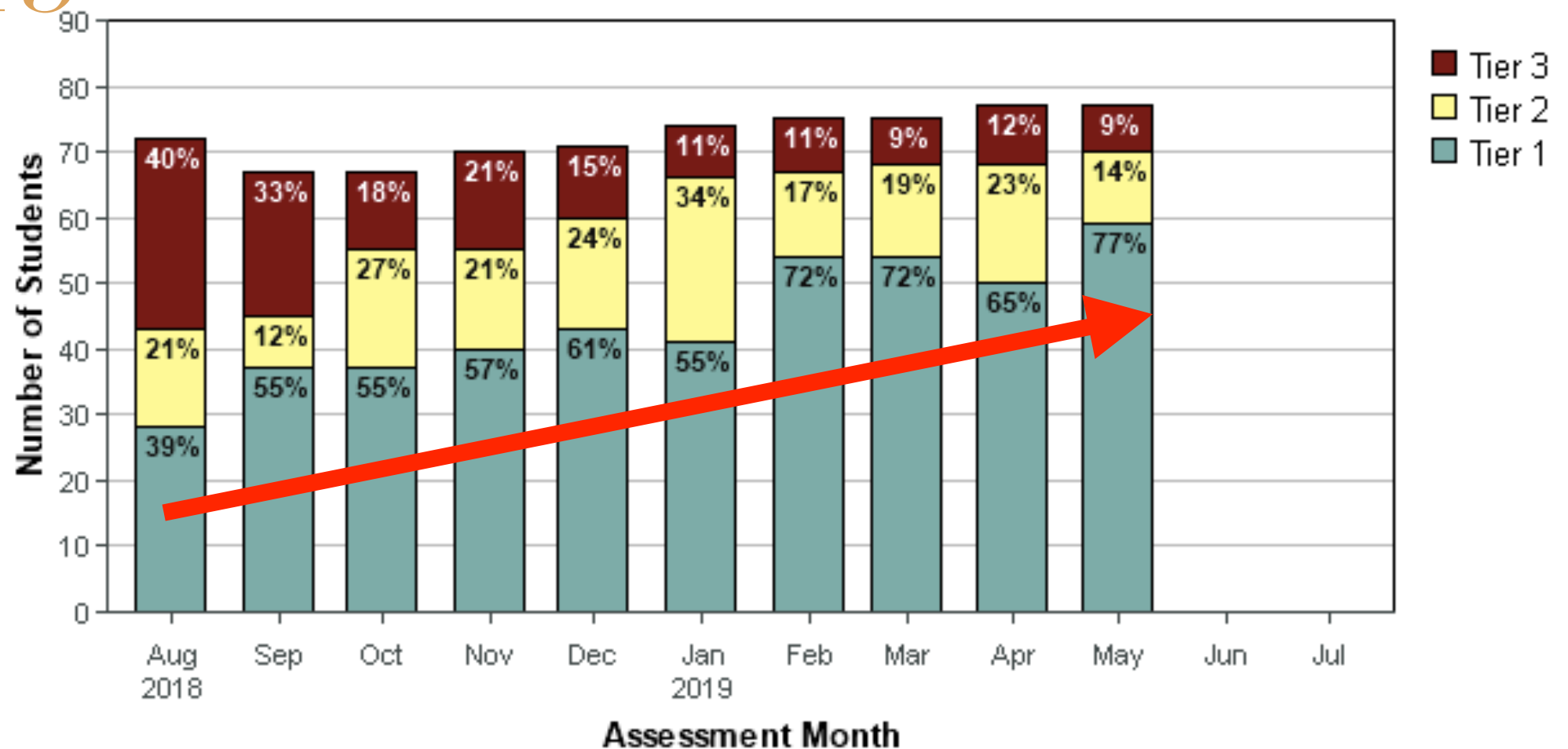
# How we know it works

## ISIP™ Reading results for Bruneau-Grand View Joint District

2018/2019 School Year

# 2018/19

### All Grades - Overall Reading



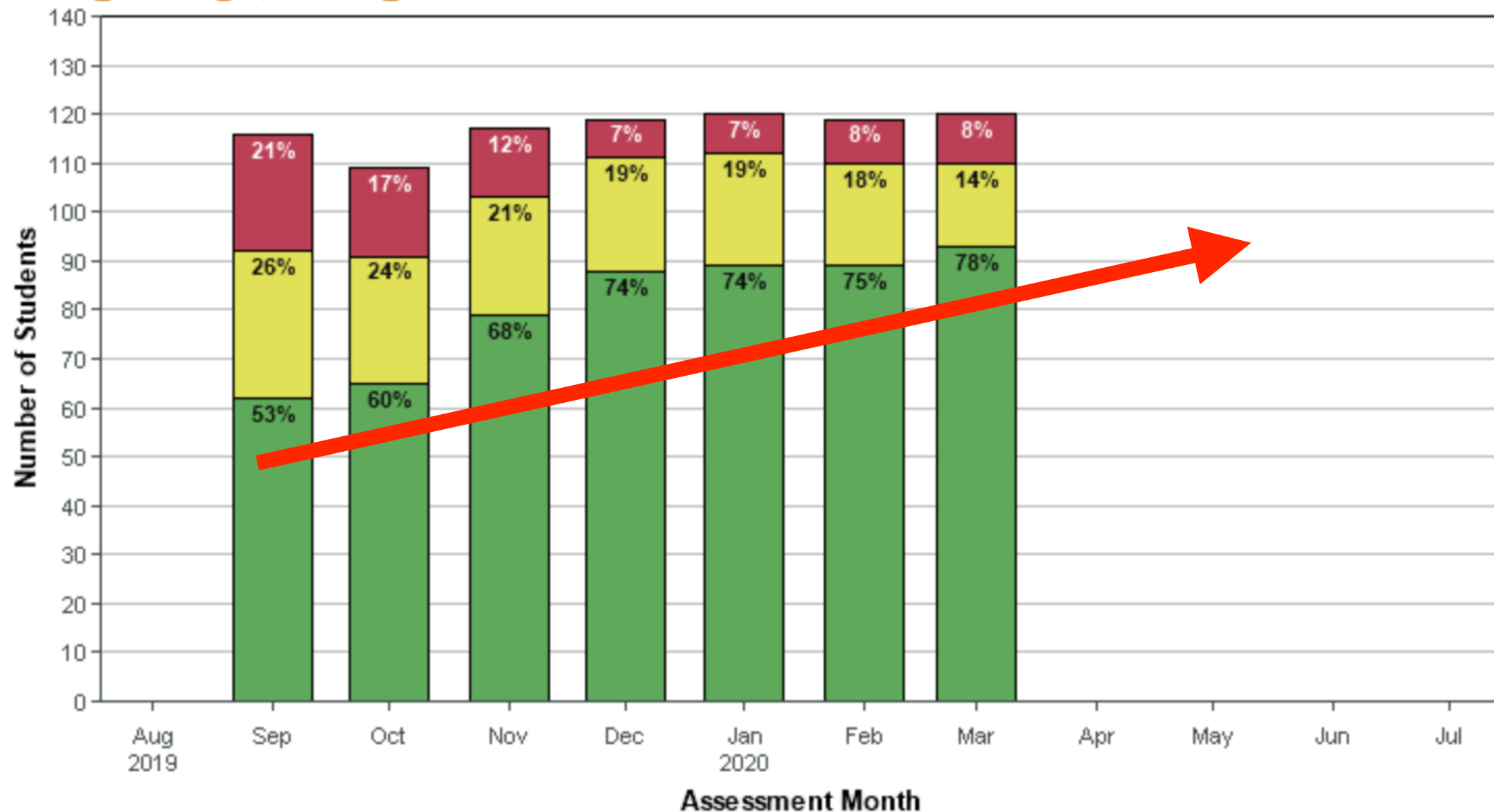




# How we know it works

## 2019/20

### All Grades - Overall Reading





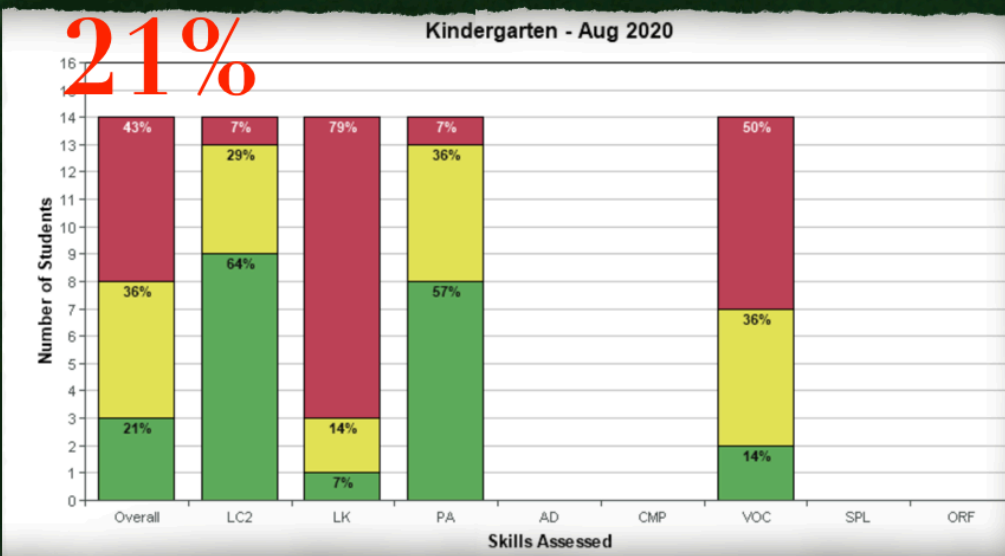
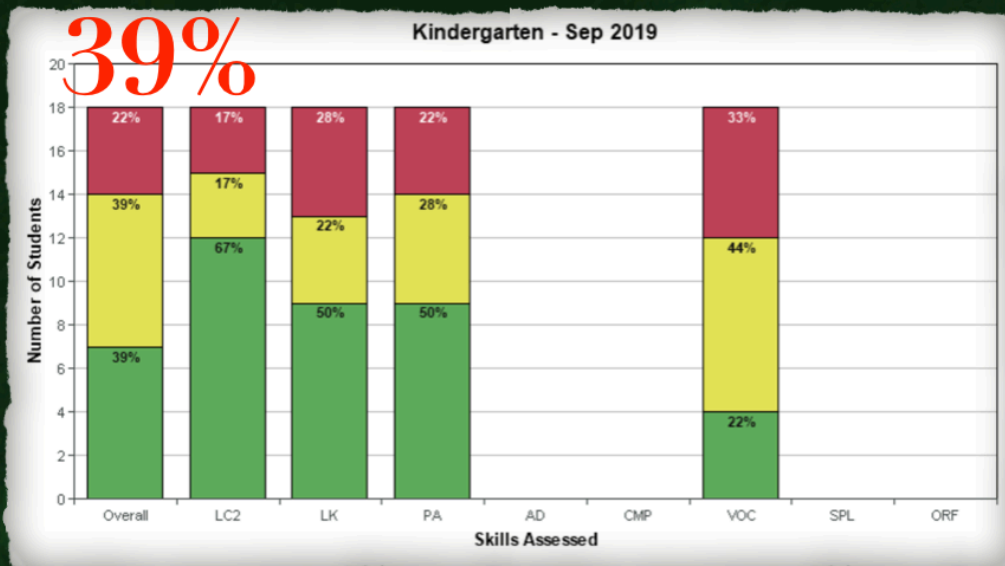
# Where we started 2020





# Where we started 2020

## K - Reading



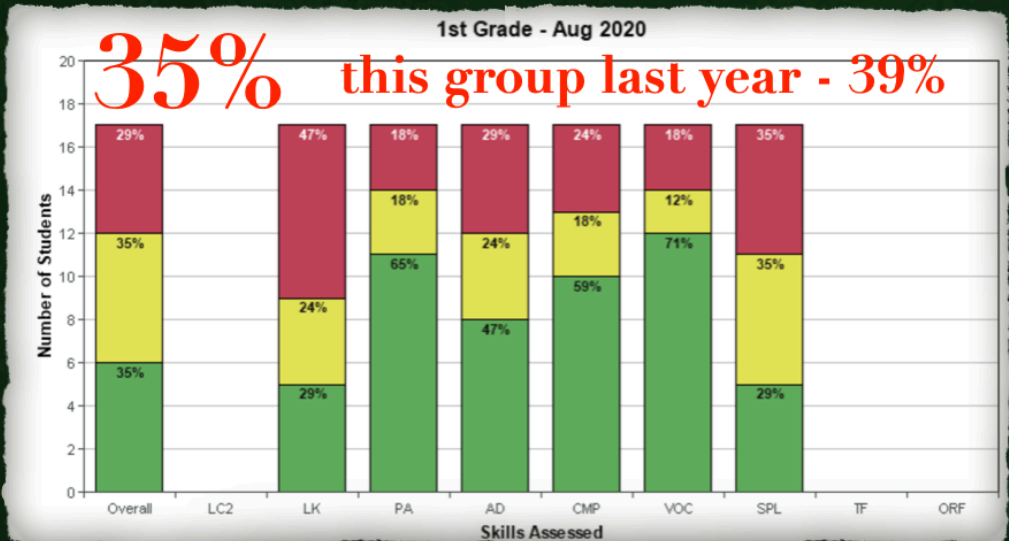
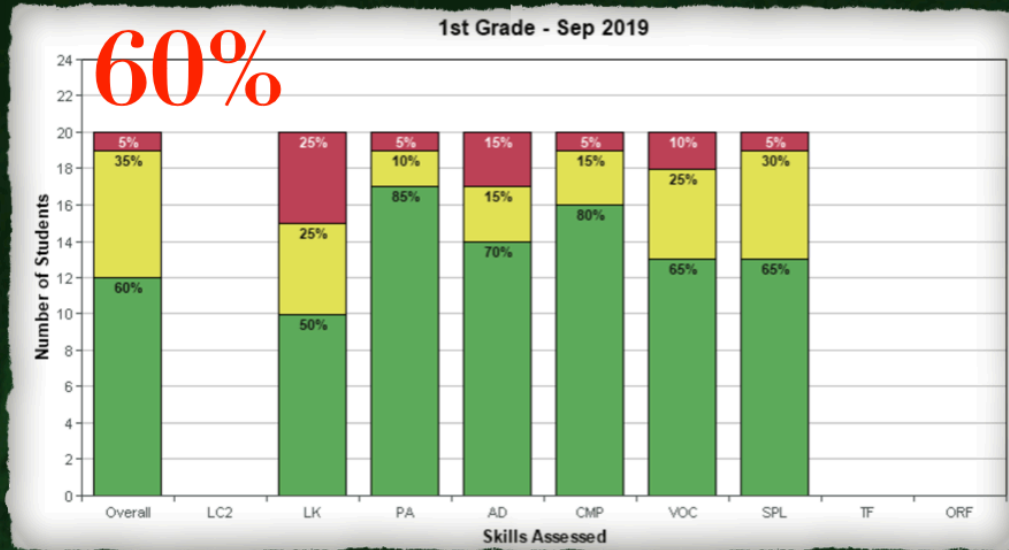
**18%**





# Where we started 2020

## 1st - Reading



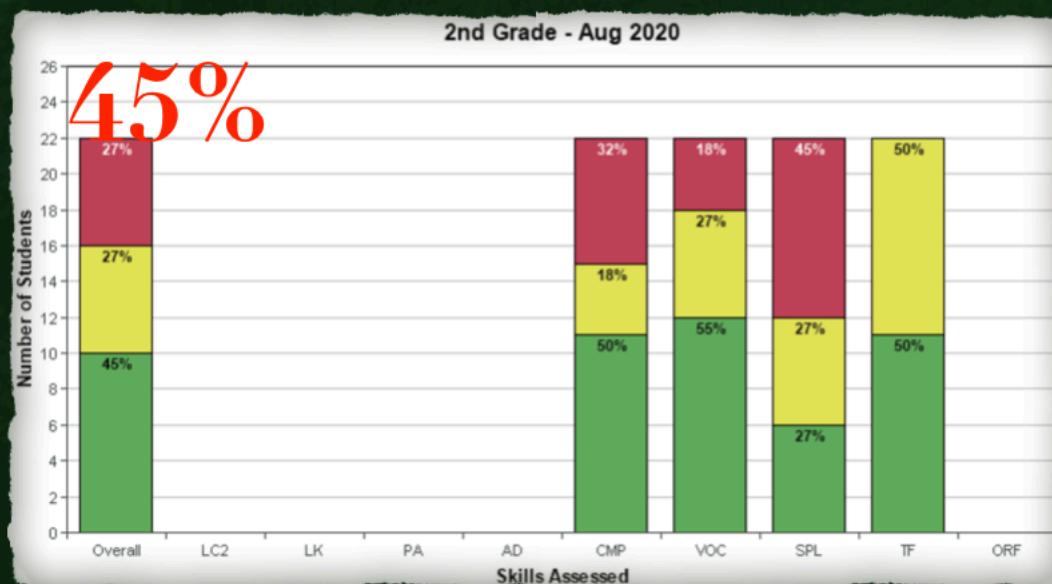
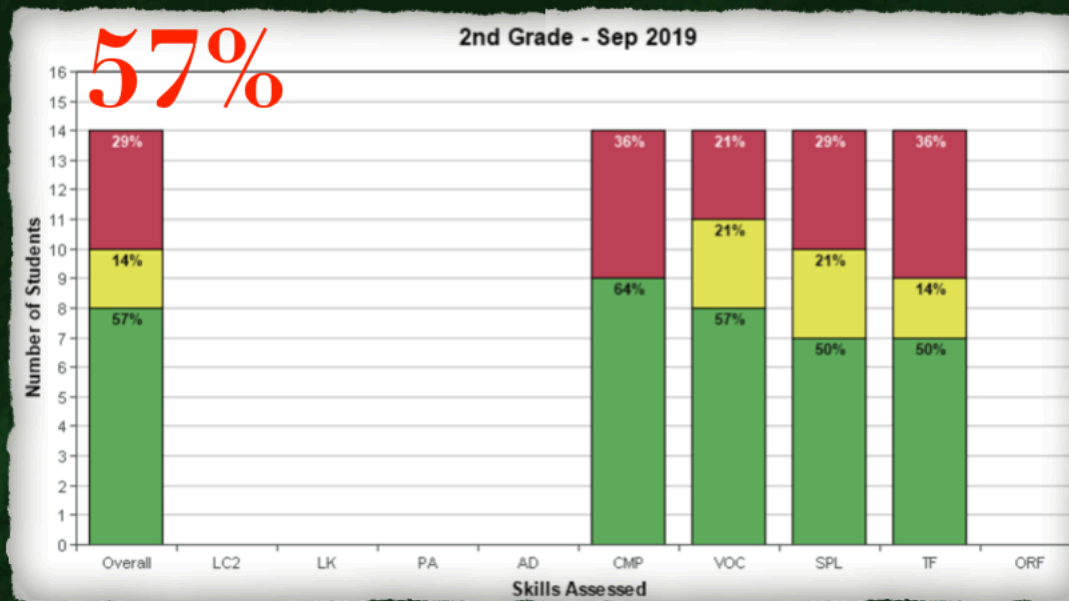
**25%**





# Where we started 2020

## 2nd - Reading



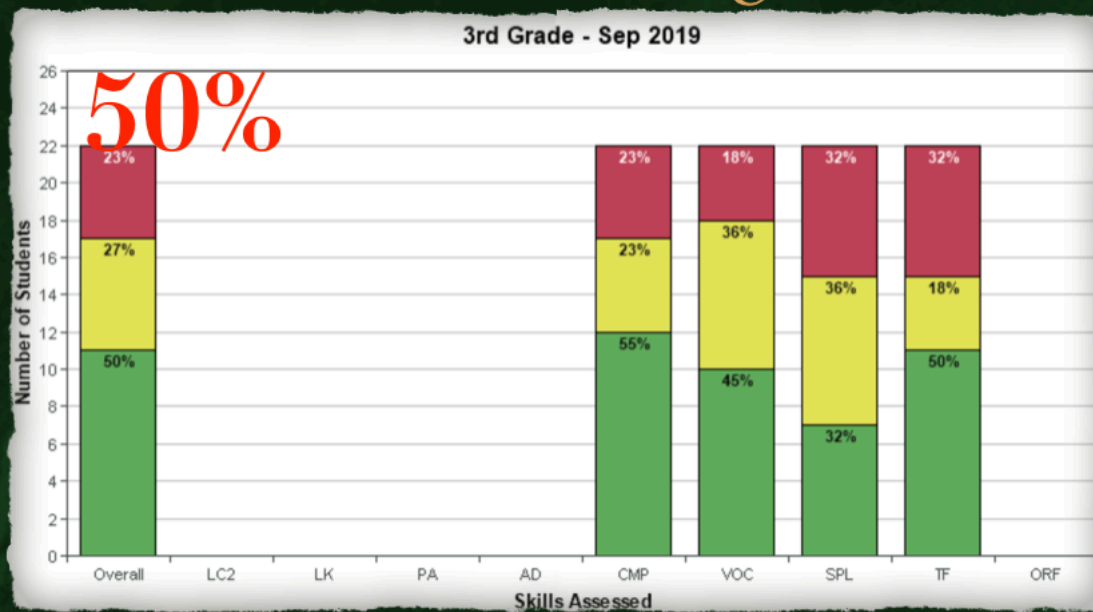
12%





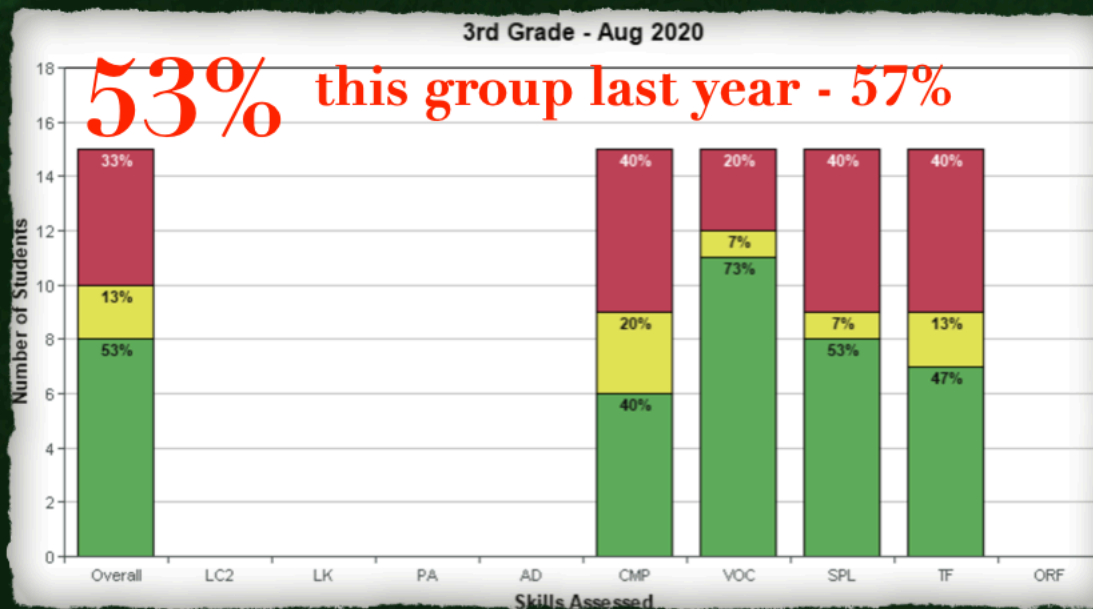
# Where we started 2020

## 3rd - Reading



50%

3%



53% this group last year - 57%



Where we are now...





# Overall Reading K-5

All Grades - Overall Reading

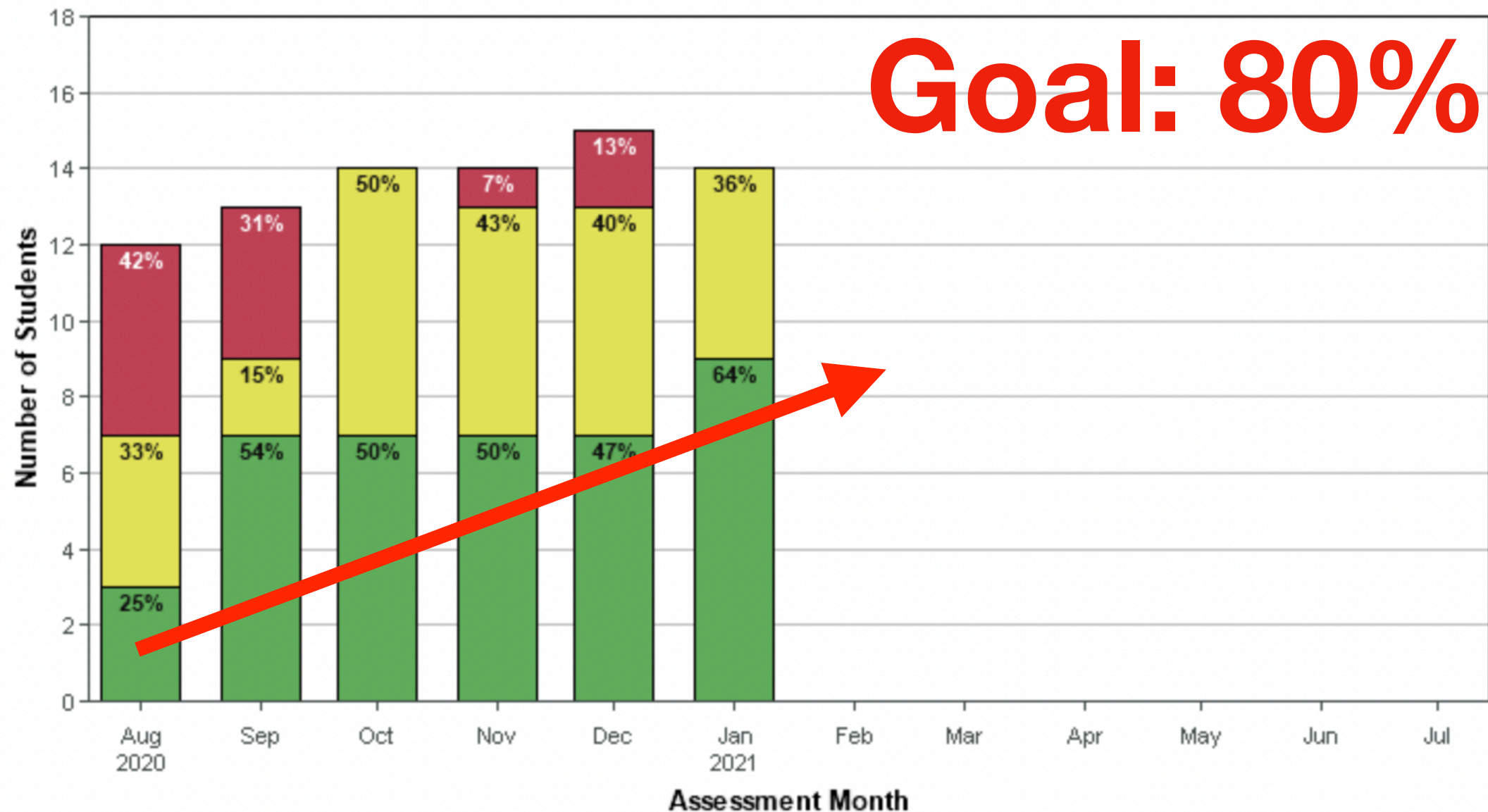






# Kindergarten

Kindergarten - Overall Reading







# 1st Grade

1st Grade - Overall Reading





# 2nd Grade

2nd Grade - Overall Reading







# 3rd Grade

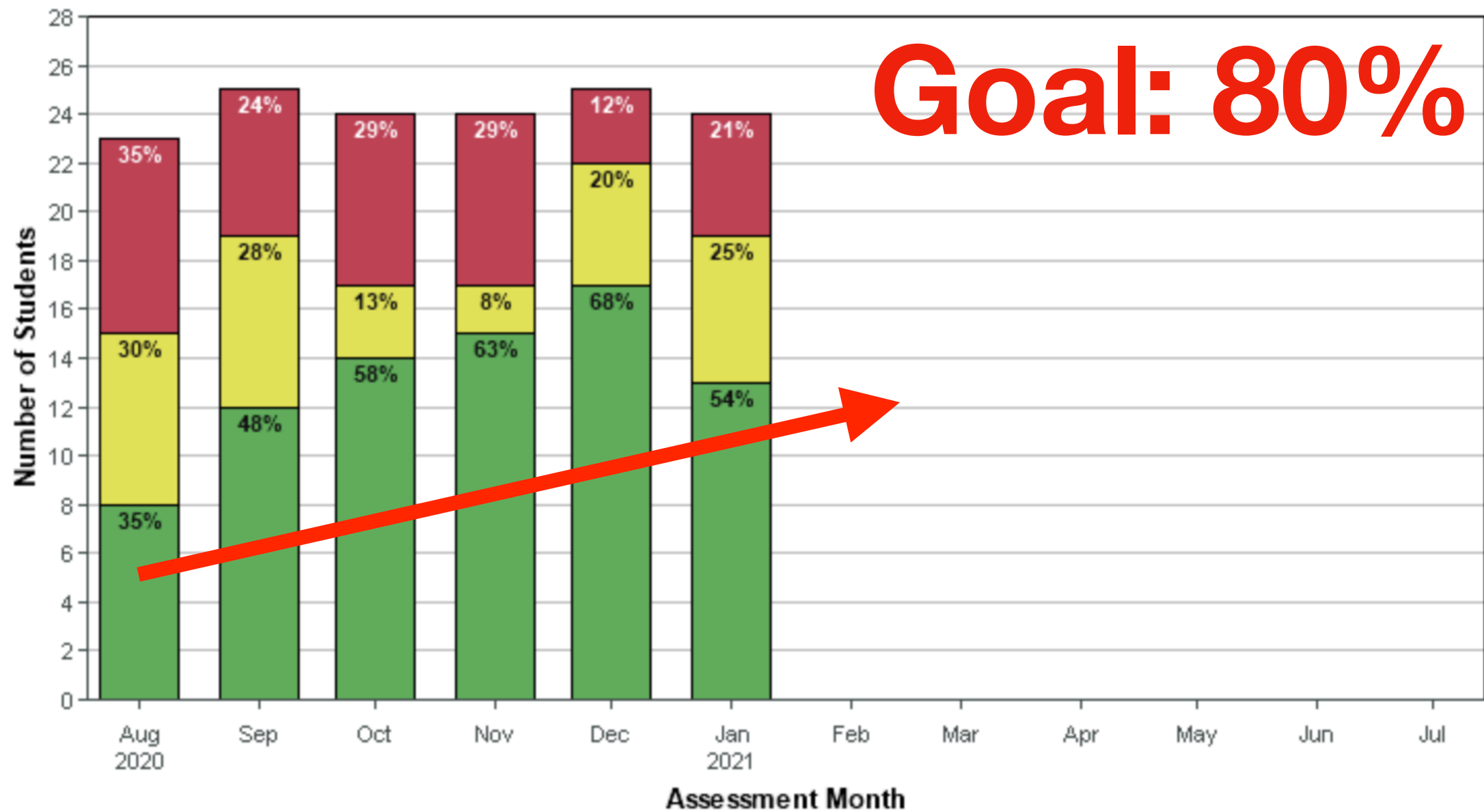
3rd Grade - Overall Reading





# 4th Grade

4th Grade - Overall Reading







# 5th Grade

5th Grade - Overall Reading

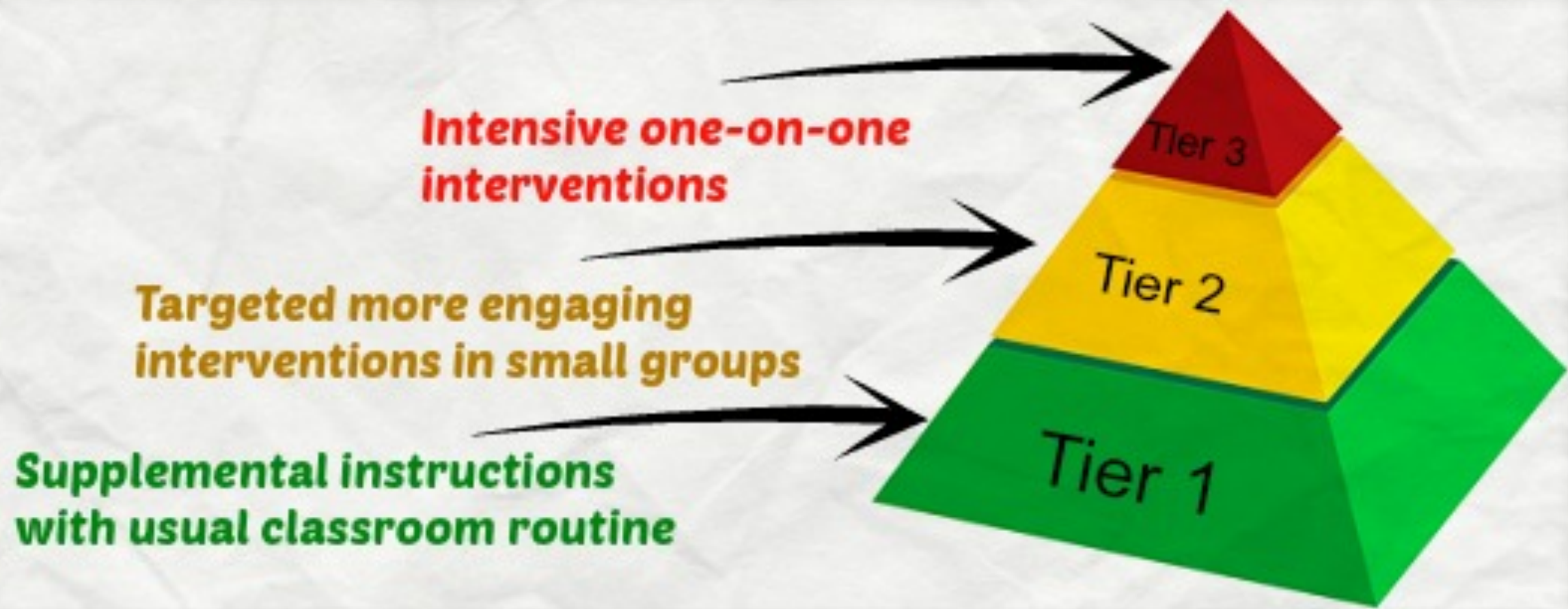






**Bruneau-Grand View**  
JOINT SCHOOL DISTRICT #365

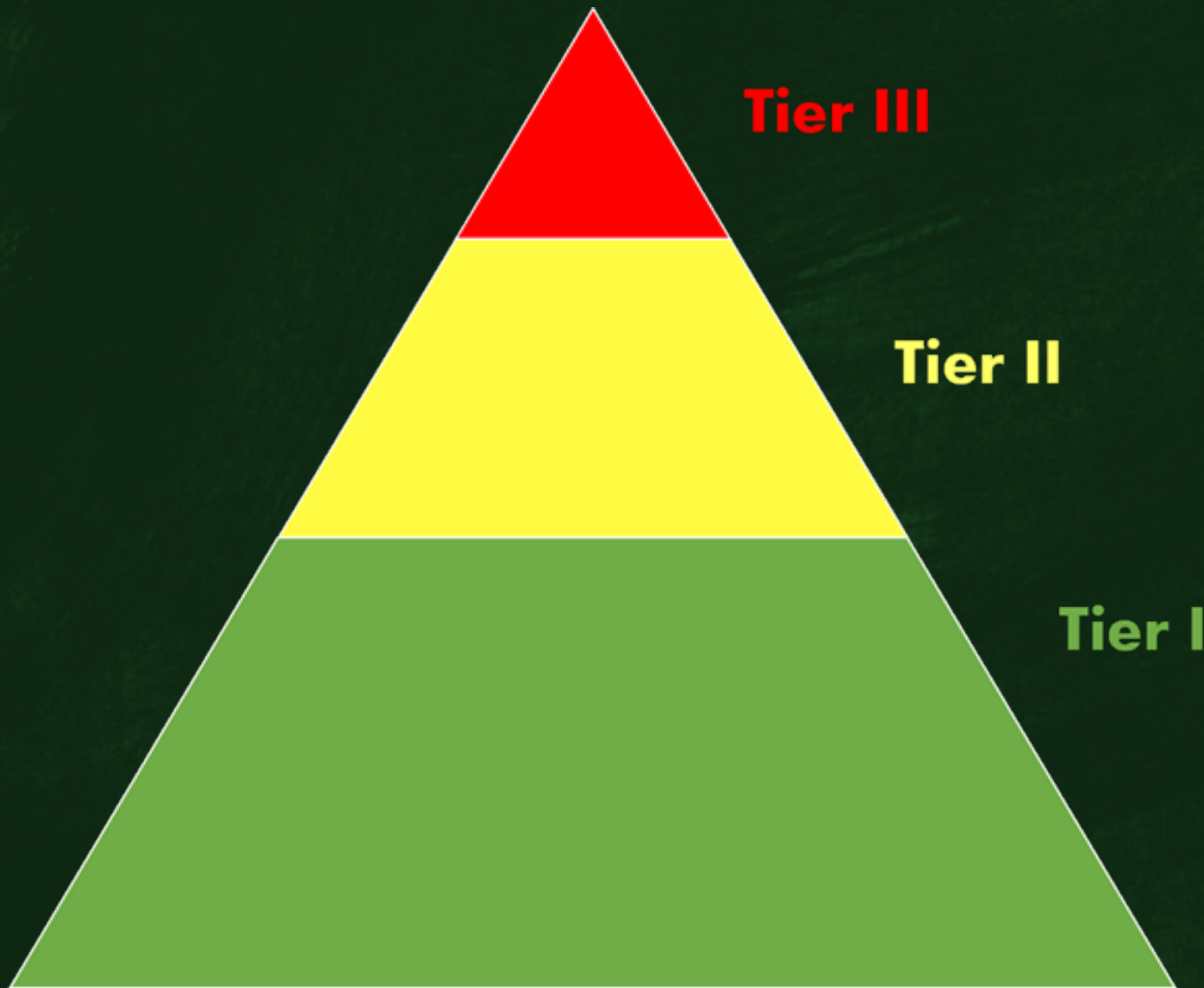
# What gets us there...







What gets us there...





# What gets us there...

- Core ELA instruction / curriculum
- 90-minute reading block
- All students
- 70% of students proficient







*Bruneau-Grand View*  
JOINT SCHOOL DISTRICT #365

# What gets us there...



**Tier II**

- Targeted intervention, based on needs
- 30-60 minutes daily (in addition to Tier I)
- Small group instruction
- Another 15-20% proficient





# What gets us there...



**Tier III**

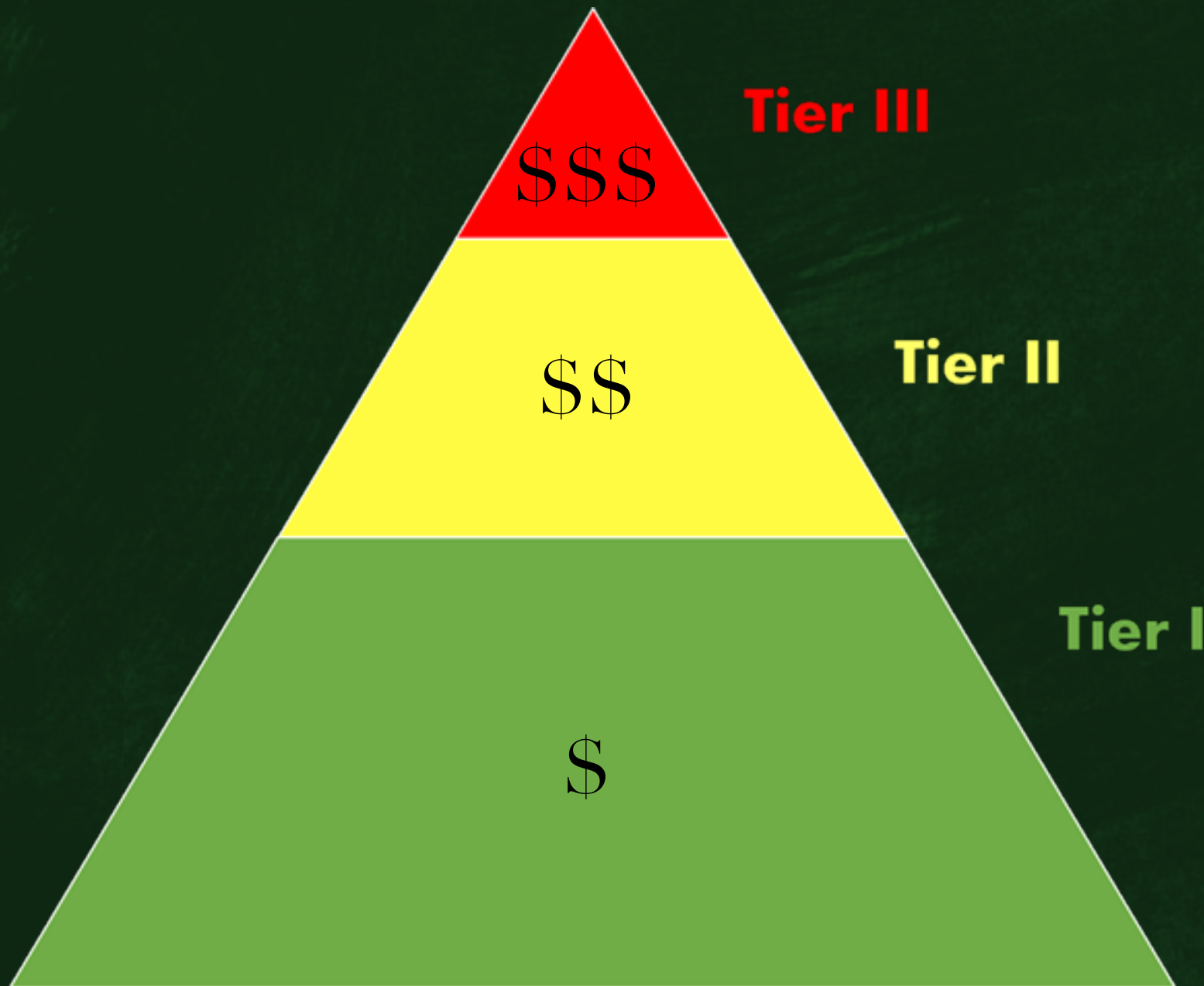
- Individualized supports
- 15-30 minutes daily (in addition to Tier I & II)
- Usually 1:1
- Another 5-10% proficient





*Bruneau-Grand View*  
JOINT SCHOOL DISTRICT #365

# What gets us there...



➤ The further up the triangle you go, the more individualized - and costly - the supports.





# Why do we prefer it?

- Captive audience - students are already at school
- Part of the teacher work day
- Part of the calendar year
- We already utilize full-day kindergarten
- We already offer & encourage free Pre-K to all students





# Also considered...

- Friday school - started in 2020
- 6th-12th RtI (based on Emmett HS model) with RtI support staff
- Considered:
  - Summer School
  - Early start / Jump start
  - After school programs





# Disclaimer!

- We've found what works in BGV - but each District is different and each school is different...
- BGV is not the only school experiencing high levels of success in remediation...

DISTRICT/CHARTER	CITY	% GRADE LEVEL FALL 2018	% GRADE LEVEL SPRING 2019	% GROWTH
-- STATEWIDE --	-	52.5	69.7	17.2
Aberdeen	Aberdeen	37.1	74.8	37.7
Bliss	Bliss	27.3	66.7	39.4
<b>Bruneau-Grand View</b>	<b>Bruneau</b>	<b>37.2</b>	<b>76.6</b>	<b>39.4</b>
Cambridge	Cambridge	39.3	72.7	33.4
Cascade	Cascade	40.7	72.7	32
Heritage Academy	Jerome	27.7	59.7	32
Kendrick	Kendrick	43.1	76.3	33.2
Kootenai	Harrison	51.2	82.5	31.3
Marsh Valley	Arimo	45.8	76.5	30.7
Notus	Notus	47.2	78.3	31.1
Salmon River	Riggins	45	76.2	31.2
Soda Springs	Soda Springs	39	74.1	35.1





School	Population	SES	High Staff Retention	Leadership	Finacial	ISAT ELA	ISAT Math	IRI	ELA Supp Curr.	Math Supp. Curr.	ELA Time	Math Time	ELA Intervention	Math Intervention
<b>Salmon River Elementary</b>	150 students	46% K-12 ( <a href="#">State Report</a> )	Yes - 10+ years for most	7 years Ele Principal/ Superintendent Separate HS Principal	\$525,000 annual Supplemental. 7 years ongoing.	60% Prof	78% Prof.	67% Prof.	American Reading Company	Bridges	45 min reader workshop 30 min writing 30 min ind reading	20 min @ number corner 60 min core math 45 min Dreambox	Unknown	Dreambox 1:1
<b>Melba Elementary</b>	850 students	42% K-12 ( <a href="#">State Report</a> )	Yes - 80% < 5 years	16 years principal, 7 years Superint.	No Supplemental. Bond for elementary building. Significant Financial donors for athletics.	Elem ELA 50%	Elem Math 35%	80.3% Prof - 86% 3rd grade!	Imagine It!	Origo	90 core + 30 Workshop	60 min	Unknown	Unknown
<b>Marsing HS</b>	850 students	61% K-12 ( <a href="#">State Report</a> )	Yes - ELA/Math + 15 years	5 years Supt.	\$15m building Bond (gym). No supplemental	91% Prof	83% Prof			Saxon (HS)	1 block	1 block		
<b>HSB</b>	600 students	54% K-12 ( <a href="#">State Report</a> )	Yes - Most over 5 years, many over 10 years	5 years in both Sup. & principal roles. 10+ years in District	\$300,000 annual supplemental. 4 years ongoing.		57% Prof (3-5)	86.2% K-3	Journeys	Eureka (K-5)	Core ELA 100 min. 30 min Tier II. 20 min of AR.	Core Math 115 min. 30 min of Tier II. Additional 115 minutes weaved into the week for a "5th day".	SIPPS. RN. 2 para's in class.	Moby. Re-teach. 1 para in class.
<b>Murtaugh</b>	380 students	70% currently (used to be as high as 90%) (Admin conversation)	Yes - Also, a deliberate focus on hiring experienced staff from surrounding school districts	10 years in current role. HS Principal in Role 5 years. Superintendent in District 25+ years. Teacher, then Principal now Superintendent.	30-year, 5.4m bond. Going out for a 5-year 2m bond soon. No supplemental levy. Lots of grant-writing. Lots of SIG money	64% Prof (K-10th)	57% Prof (K-10th)	75% Prof (K-3)	Elementary Core ELA: Wonders.	Elementary Core Math: Bridges.	"As much as needed". 90-120 minutes.	"As much as needed". 90-120 minutes.	Tier II Imagine Learning. AR used as incentive.	Tier II Imagine Math
<b>Emmett</b>	2600 students	50% K-12 ( <a href="#">State Report</a> )	Yes	21 years as HS principal (Wade Carter)	\$1.4m annual sup. levy	State Avg.	State Avg.	Unknown	Unknown	Envision (Pearson)	1 block	1 block	Advisory support	Advisory support
<b>KIPP Elem.</b>	85 Students	100% EL. 86 % SES	N/A - New school. Part of a Colorado KIPP model with 73% staff retention rates.	Young principal.	Relies on fundraising.					Eureka (CO). Bridges (Los Angeles)				
<b>KIPP Middle</b>	420 students	100% EL. 86 % SES	Yes. Experienced staff, too... 5-8 years + M.A. common. 80% all staff retention expectation.	Taught at KIPP before Principal role. HS Vice, then Principal. 5 administrators total. 7 12 month staff.	Charter Management Office support.	ELA 12% - 70% (PAARC)	Math 15% - 35% (PAARC)	N/A	KIPP's modified Wheatley	Eureka	1 block reading & 1 block composition.	1 block	Guided reading	Differentiated reteach
<b>KIPP C. Prep.</b>	450 students	100% EL. 86 % SES	Yes. Generally veteran teachers. Part of a Colorado KIPP model with a 73% staff retention rate.	5 administrators total.	\$7500 per student (Idaho \$4500)	SAT 981 avg. 98% of student took 1 or more AP courses.	EVERY student graduating HS has been accepted at a 2 or 4 year college	N/A	Teacher-created	Unknown	Unknown	Unknown	Unknown	Unknown
<b>Anser</b>	About 360	20% K-12 ( <a href="#">State Report</a> )	Unknown	2 Principals in 20+ years	Via Boise SD	ELA ISAT - 66% (above state avg.)	Math ISAT - 52% (at state avg.)	78% (At or above state avg.)	Unknown	Bridges	Unknown	Unknown	Unknown	Unknown
<b>Harrison Ele. (Leader in Me)</b>	450 students	55% K-12 ( <a href="#">State Report</a> )	Unknown	Unknown	\$9,000,000 Supplemental									
<b>Robert Stuart (Leader in Me)</b>	710 students	49% K-12 ( <a href="#">State Report</a> )	Yes - only 5-10% annual turnover	8 years (principal)	\$9,000,000 Supplemental	6th - 40% Prof 8th - 42% Prof	6th - 26% Prof 6th - 24% Prof	N/A	Unknown	Unknown	45 min ELA + 45 min Reading	45 min	AR - 1/2 of advisory	Unknown
<b>Canyon Ridge (Leader in Me)</b>	1,250 students	50% K-12 ( <a href="#">State Report</a> )	Unknown	6 years @ CR, 4 at Robert Stuart previous (principal)	\$9,000,000 Supplemental	53% Prof	24% Prof	N/A	Unknown	Unknown	1 block	1 block	Achieve 3000 - 1/2 of Leader in Me time	
<b>Thermopolis Middle</b>	230 students				Oil & gas = no bonds and more staff	Top 5 in WY (see notes)	Top 5 in WY (see notes)	N/A			90 minute blocks	90 minute blocks		
<b>Genesee</b>	312	20% SES. 0% EL. 10% SpEd	Yes. 1 or maybe two annually (certified)	Wendy Sup. 11 years HS Princ. 11 years on the job	\$935,000 annual supplemental. 70% yes votes. Run \$2-300,000 Fund balance.				K-5 ELA Scott Foresman Reading Street	Elementary Math Bridges				
<b>Nezperce</b>	150 Students	50% SES (used to be 20%). 0% EL	Yes - 1 or 2 upon retirement annually. Kinder, 1st & 2nd each 30 years exp.	Shawn is a Nezperce graduate. Been there since 2011. 4 years in admin role. Principal 30 year teacher from Nezperce.	\$500,000 annual supplemental - 30 years. 70% yes votes. Run \$2-300,000 Fund balance (20% of budget).			87% - Highest in Idaho		Elementary Math Bridges. 6-12 CPM (College prep math)				



# Success around Idaho

- Fiscally sound - most were running supplemental levies
- Strong, consistent leadership in the District
- Low teacher turnover
- **Intentionality:**
  - Regularly examine data - hold themselves accountable for success
  - **Curriculum** (no commonality, though)
  - Building principals were instructional leaders

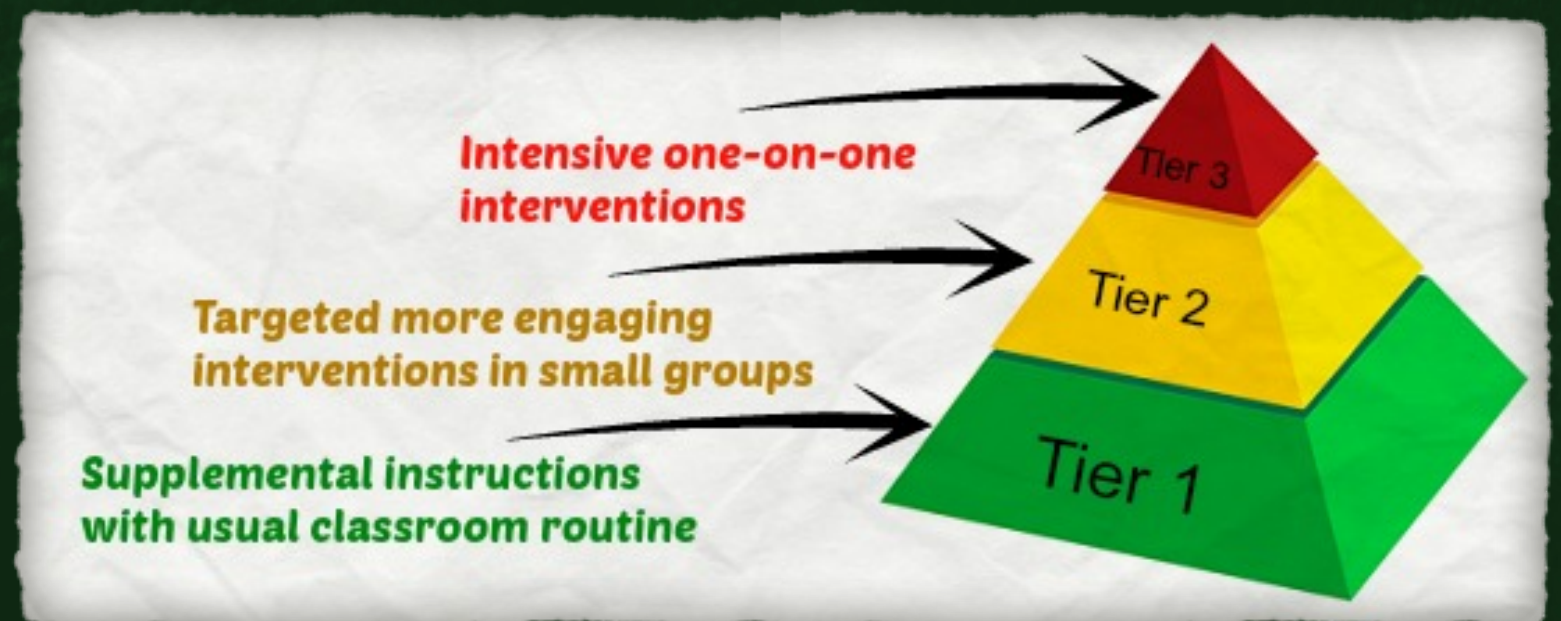




**Bruneau-Grand View**  
JOINT SCHOOL DISTRICT #365

# Summary

- Students are already at school - no special transport
- Part of the work day & calendar year
- We already utilize full-day kindergarten & Pre-K
- Replicable







End