



University of Idaho
WWAMI Medical Education




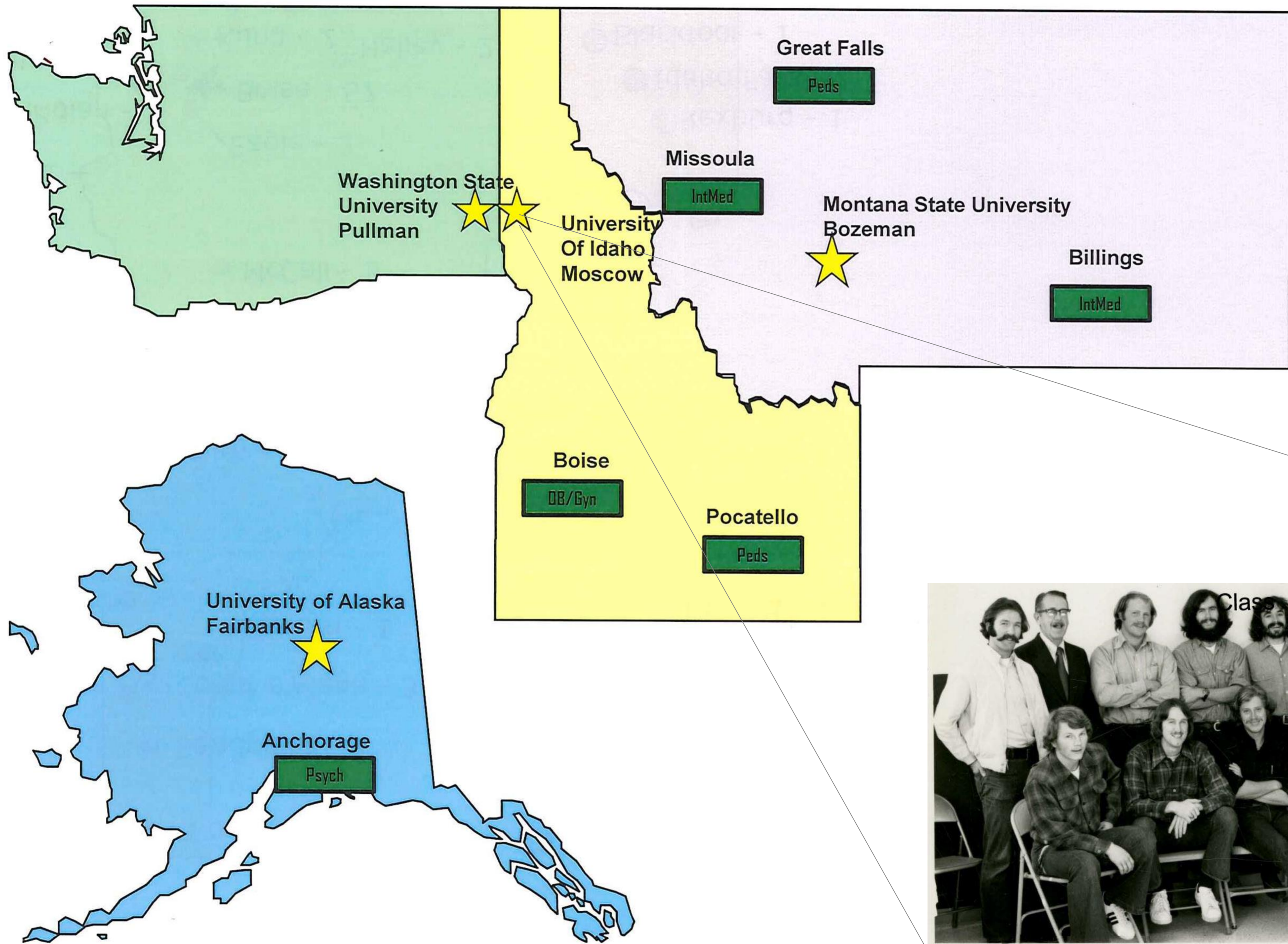
IDAHO WWAMI FUTURE PHYSICIANS!

WWAMI MEDICAL EDUCATION

Five-state partnership with University of Washington School of Medicine

- Consistently recognized as one of the nation's top schools for training physicians.
- Ranked **NO. 1** for primary care education for 23 of the past 25 years.
- Ranked **NO. 1** for both family medicine and rural medicine for 26 consecutive years.





WAMI 1972
Washington,
Alaska,
Montana, Idaho
WWAMI 1996
Wyoming



PHYSICIAN PIPELINE

K-12



```
graph TD; A[K-12] --> B[College (4 years)]; B --> C[Medical School (4 years)]; C --> D[Residency/Fellowship (3-7 years)]; D --> E[Practicing Physician];
```

The diagram illustrates the physician pipeline as a vertical sequence of five stages. Each stage is represented by a horizontal bar of increasing darkness from top to bottom. The stages are: K-12 (lightest gray), College (4 years) (medium-light gray), Medical School (4 years) (medium gray), Residency/Fellowship (3-7 years) (dark gray), and Practicing Physician (black). Downward-pointing arrows connect the bottom of each bar to the top of the next bar below it.

College (4 years)

Medical School (4 years)

Residency/Fellowship (3-7 years)

Practicing Physician

Idaho WWAMI Grads in the Gem State

51%

of Idaho WWAMI grads practice in Idaho.

National average rate of return is 39%

73%

Return on investment is 73% (entire WWAMI region)



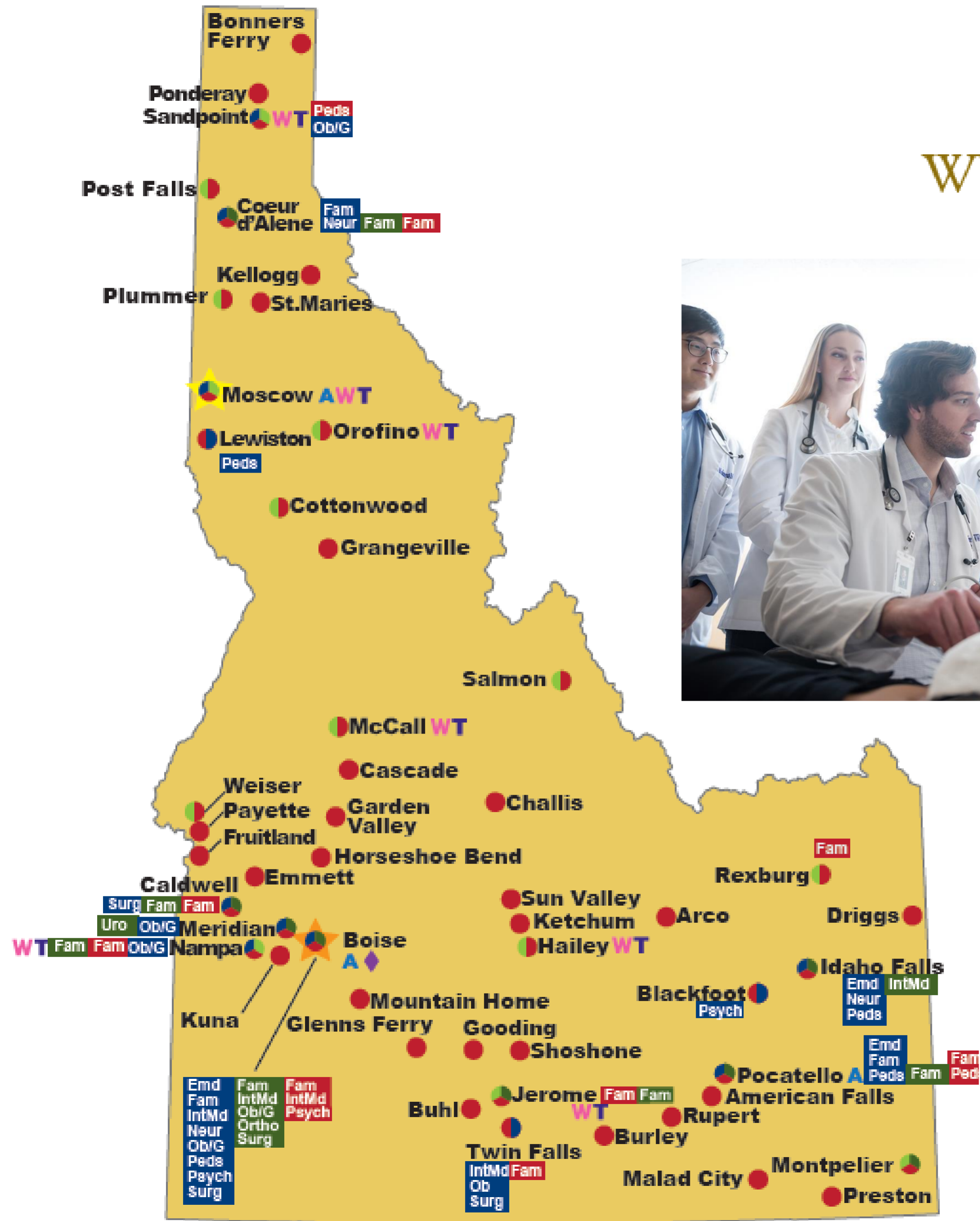
*Suzanna Hubele, MD, Idaho WWAMI '04
Weiser, ID*



*Lance Hansen, MD, Idaho WWAMI '09
Montpelier, ID*

IDAHO

WWAMI Program Site Map 2021 - 2022



Moscow, ID



McCall, ID



Jerome, ID

Idaho Health Workforce Data



For every **\$1.00** Idaho invests in Idaho
WWAMI, the state's economy gets
\$5.10 back.

National average is \$2.30

“Idaho ranks 49th for Number of Physicians Per Capita”

AAMC, 2018 Idaho Physician Workforce Profile

“Nevada and Idaho are the Nation’s Fastest-growing States”

U.S. Census Bureau, Dec. 2018



Project ECHO - Idaho

A virtual community for Idaho's healthcare workforce



People need access to specialty care for complex conditions.



There aren't enough specialists to treat everyone, especially in rural areas.

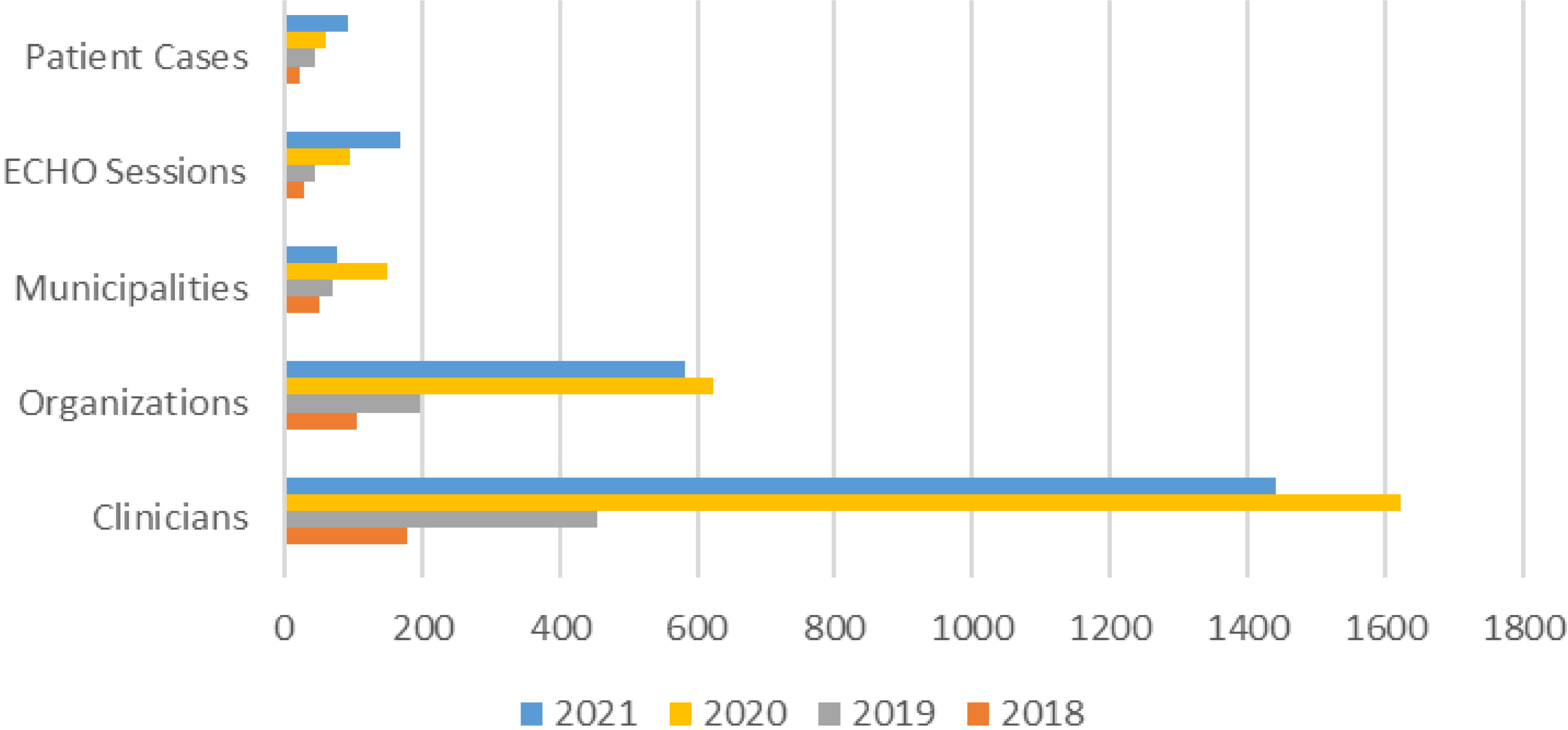


ECHO® trains primary care clinicians to provide specialty care services.



Patients get the right care, in the right place, at the right time.

ECHO Idaho Growth Trends 2018-2021



THANK YOU!



Jeff Seegmiller, Ed.D

Director Idaho WWAMI
University of Idaho



jeffreys@uidaho.edu

(208) 885-6696

Mary Barinaga, MD

Assistant Clinical Dean Idaho WWAMI
University of Washington



barinm@uw.edu

(208) 364-4548

Frank Batcha, MD

Assistant Clinical Dean Idaho WWAMI
University of Washington



batchf@uw.edu

(208) 720-9363