

IDAHO  
**RANGELAND**

*Resources*  *Commission*

*Gretchen Hyde, Director*

IDAHO  
**RANGELAND**  
*Resources*  *Commission*

- Darcy Helmick, chair-ICA (Grand View, ID)
- Merrill Beyeler—IRRC (Leadore, ID)
- Dawn Holmes-UI Rangeland Center PAC (Indian Valley, ID)
- Elizabeth Moss—IWGA (Hamer, ID)
- Mark Pratt—ICA (Blackfoot, ID)

Partners in promoting sustainable rangelands because we all care.

# IRRC Funding:

- 1997 Legislatively mandated refundable assessment
- State and Federal grazing allotments @ \$.10/AUM for current/active use
- Private “category 5/dry graze” deeded land at \$.02/acre
- IDL includes IRRC assessment on annual bill
- BLM & USFS send a separate bill with allotment bills
- Private-data submitted by counties annually and billed by IRRC in the fall upon compiling and exemptions recorded
- Changes to assessment must be legislatively approved
- Grants and Assistance Agreements

IRRC funding



# IRRC Goals:

- To increase public understanding that Idaho's rangelands are a renewable source of important consumer products and environmental values.
- To provide, coordinate, and disseminate factual information about the economic and environmental aspects of grazing management practices.
- To promote public support for Idaho's livestock industry.
- To help achieve and maintain a healthy livestock industry through responsible rangeland stewardship.
- To advocate balanced use of rangeland resources.

# Idaho Rangeland Resources Commission (IRRC)

- **Care and Share Campaign** – “**Care** for Idaho’s rangelands and **Share** them respectfully with others.” The primary audience is outdoor recreationists who may not be aware of the authorized and historic use of public and private lands for livestock grazing.
- **Idaho Rangeland Outdoor Adventure Mobile (IROAM)** – An IRRC education partnership complete with rangeland ecology classroom exhibits and curriculum including hands-on activities.
- **Life on the Range Video Series** – The IRRC produced more than 100 educational videos that feature BLM topics of range monitoring, fire suppression, sage grouse habitat, multiple-use land management, post-fire restoration, recreation and livestock grazing.

# Recreational User Stewardship

10 tips for a safe experience, continued

## #9 SHOW RESPECT FOR ANIMALS

- Enjoy wildlife at a safe distance – don't get too close.
- If you see what you think is an abandoned animal, don't bring it home. It's mother is nearby.
- Stay in your vehicle for best viewing opportunities.
- Allow animals to drink when they approach a stream or water trough.

## #10 PREVENT HUMAN-CAUSED FIRES

Most wildfires on Idaho rangelands are started by humans.

- Fully extinguish your campfire with water before leaving your campsite.
- There may be limitations on the use of campfires on public lands in August (fire season) or in times of extreme drought. Please do your part to protect these beautiful landscapes and wildlife.



## 10 TIPS for a safe & enjoyable experience on Idaho's rangelands

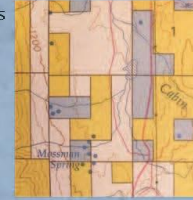


## WELCOME TO IDAHO!

Idaho has more than 28 million acres of wild open spaces known as rangeland.

Many of our public lands are managed for multiple use. To ensure long-term access to our public lands, it's important that all trail users, campers, hunters and anglers show respect for the land, fellow public lands users and livestock.

Follow the Care/Share mantra: "Care for Idaho's public lands and share them respectfully with others."



## #1 KNOW WHERE TO GO

Understand mixed land ownership, private property and trespass law. You may encounter, private, state and federal lands as part of your journey—even within the same pasture. Fences on rangeland are not ownership boundaries—they are a management tool for livestock. Research land ownership before you go.

- Maps – Bring hard-copy maps and a GPS. Many areas on Idaho's public lands are not in cell range.
- Respect private lands and No Trespassing signs. It's illegal to trespass on private lands. Violators can be subject to fines and prosecution.
- Use online trip-planning resources: trails.idaho.gov or the Idaho Hunt Planner (IDFG).

continued

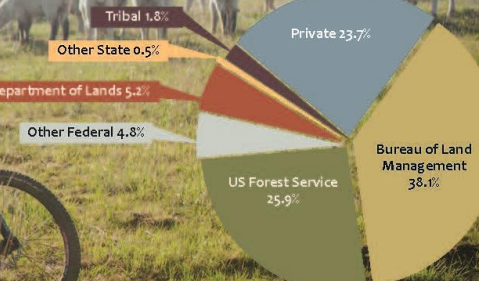


P.O. Box 126, Emmett, ID 83617  
(208) 398-7002,  
(877) ID RANGE (toll free in Idaho)  
idahorange.org

### Resources for more information:

BLM - [blm.gov/idaho](http://blm.gov/idaho)  
US Forest Service – Contact the specific national forest you are visiting.  
Care/Share web site - [idrange.org/recreation/care-share](http://idrange.org/recreation/care-share)  
IDFG – [idfg.idaho.gov/](http://idfg.idaho.gov/)

## MANAGEMENT OF RANGELAND IN IDAHO



National Land Cover Database, September 2018



# Recreational User Stewardship

10 tips for a safe experience, continued

#2

## BE A GOOD TRAIL AMBASSADOR

Slow down when approaching other trail users. Be friendly and say "hi" when you encounter others on the trail. A little courtesy goes a long way!

- In general, uphill traffic has the right of way.
- Mountain bikers and motorized trail users should yield to hikers, runners and horseback riders on the trail.
- If you approach horseback riders, talk to the riders and let the horses know you're human so they don't spook. Step off the trail and let them pass by.
- Keep singletracks single. ATVs and side by sides are not allowed on singletrack trails
- Stay on designated trails.

#3

## LIVESTOCK GRAZING

Livestock grazing provides food and fiber for the nation while providing fuel-load reduction to mitigate wildfires. Ranching is the economic backbone of Idaho's rural communities. Rangelands are both play grounds for recreationists and work places for ranchers.

Showing respect for all users will allow for continued access and responsible management of Idaho's rangeland.



Here are some tips to co-exist with ranchers and land managers on rangeland:

- Leash pets when encountering sheep or cattle on the trail; dogs can be seen as a predator.
- If you encounter livestock on the trail, slow down to walking speed. Continue moving forward, and the animals will move off to the side of the trail.
- If you run into sheep, be aware that livestock guardian dogs – often large white Great Pyrenees dogs – are with the sheep to protect them from predators such as coyotes, bears, mountain lions and wolves.
- To avoid antagonizing guard dogs, mountain bikers should dismount from their bikes and walk through the sheep. Keep your bike between you and the guard dogs. Talk to the dogs. Let them know you're human. Once through the sheep, continue your ride.
- Don't try to outrun guard dogs on your mountain bike. This will encourage them to chase you.



#4

## RURAL TRAFFIC JAM

- Be patient and enjoy Idaho's wide open spaces
- Take pictures



#5

## GATES AND FENCES

If a gate is closed, pass through and return it back to the original position. If a gate is open, leave it open. Often, if a gate is meant to be open, it will be laid up against the fence. Fences are there to keep livestock in the correct pasture. Cutting fences causes damage to rangeland.

#6

## NO ONE WANTS TO SEE YOUR MESS

Pack out your garbage. Leave no trace.



#7

## BE PREPARED

There are no services in remote areas. Bring a good jack, a spare tire or even two spare tires if you're traversing rough 4WD roads. Pack jumper cables. Take a Spot, satellite phone or GPS with SOS function for emergencies. Let someone know where you plan to travel in advance.

#8

## SHOOTING ON RANGELANDS

- Water troughs are necessary for birds, livestock and wildlife. Do not shoot or damage any infrastructure on rangeland.
- Never shoot from or over any road or highway.
- Set up a target with a safe and large backdrop.
- Exploding targets are prohibited.
- Don't use plastic pellets, tracer rounds, exploding rounds or steel-core rounds to avoid ricochets.
- Attach targets to a proper backstop. It is illegal to deface or destroy trees, fences, water developments, signs, outbuildings or other objects on public lands.
- Pack out all litter, bullet casings and shotgun shell casings.

continued



# Idaho Rangeland Outdoor Adventure Mobile





## Idaho Rangeland Outdoor Adventure Mobile



Target audience:  
4<sup>th</sup> -6<sup>th</sup> Grade students

Content:

Rangeland ecology  
through the seasons

Livestock grazing

Wildlife

Wildfire

Plants

Soils

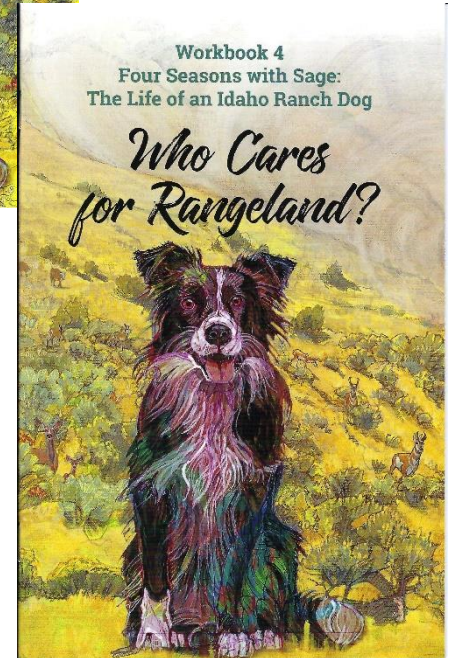


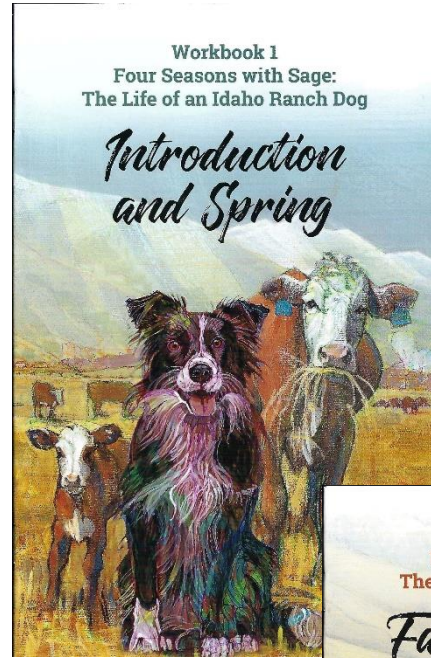
Multiple Use

Precipitation/Water

Data Collection



IDAHO  
**RANGELAND**  
Resources  Commission



# Education

Understanding the place in which we live will result in better decisions about how to care for the land.

Idaho has several types of rangeland from mountain meadows to the salt desert shrubland. Did you know that over half of Idaho is classified as rangeland?

Here is a quick video introduction to Idaho rangelands.



What are Idaho Rangelands?

Copy link

Watch on  YouTube

## Education

[IROAM](#)

[IROAM Reservation Form](#)

[Lessons and Activities](#)

[High School Resources](#)

[Educational Links](#)

[Grant Application](#)

[FAQ](#)

[Envirothon](#)





# LifeontheRange

@lifeontherange403 · 6.66K subscribers · 110 videos

Educational videos about the Life on the Range project in Idaho ... ranch profiles, stories ab... >

[lifeontherange.org](http://lifeontherange.org)

Subscribed

Home Videos Community

Latest

**Popular**

Oldest



A Year in the Life of Raising Sheep in Idaho

955K views · 10 years ago



Unforeseen impacts caused by wolves in Idaho

327K views · 4 years ago



Meet Jay and Chyenne Smith: Raising Livestock in Idaho

244K views · 4 years ago



Wolf Management in Idaho

227K views · 4 years ago





IDAHO  
**RANGELAND**

*Resources*  *Commission*

*Gretchen Hyde, Director*