

Behavioral Health Crisis Center of East Idaho

2,359 Clients

1,536 regular clients + 813 short-term clients

For example, short-term clients may only come in for a referral to a community resource and do not need a nursing assessment.

Referral Source

Hospital 228



Law Enforcement 259



Self 862



1,165 Law Enforcement Time Savings

259 Law Enforcement Referrals × 4.5 hours = 1154.5 Estimated law enforcement time saved.

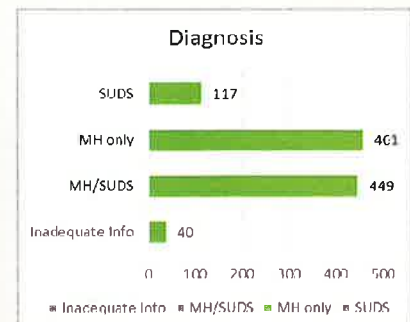
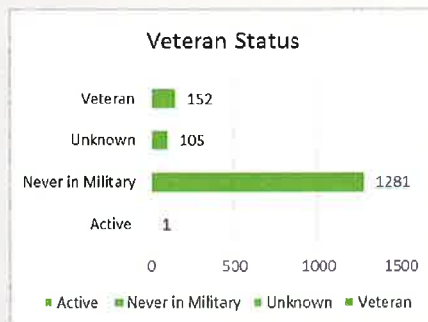
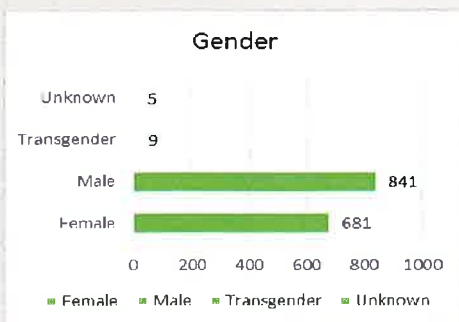
Per law enforcement, 47 people would have been taken to the ER by law enforcement if the Crisis Center were not available.

\$281,124 Hospital ER Savings

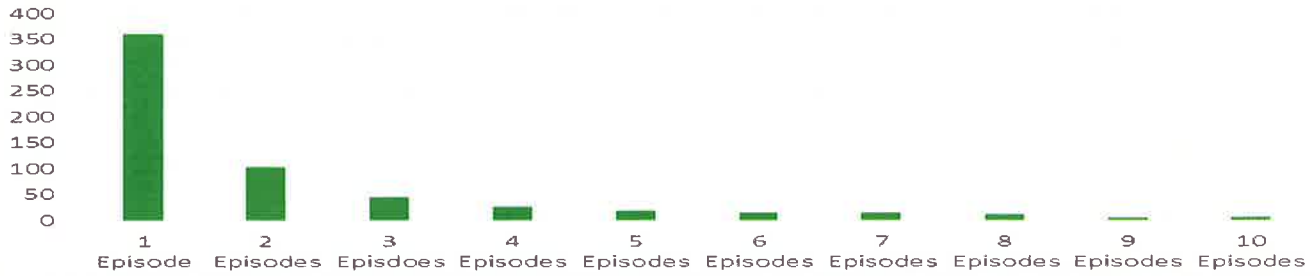
228 referrals from hospitals × \$1,223 (average ER visit cost) = \$281,124 Estimated Savings.

\$483,000 Inpatient Hospitalization Savings

138 diverted inpatient hospitalization = (138 admissions X avg. 5 days) X \$700 daily rate = \$483,000



Client Episode



There are a number of clients with multiple episodes. Nearly all of those clients have chronic conditions such as schizophrenia and bipolar disorder. Some clients with substance use disorders have had multiple episodes due to readmission after a relapse.

Client County	
County Name	Total
ADA	2
BANNOCK	49
BINGHAM	86
BONNER	2
BONNEVILLE	1230
BUTTE	3
CASSIA	1
CUSTER	3
FRANKLIN	3
FREMONT	20
JEFFERSON	40
LEMHI	4
MADISON	36
NEZ PERCE	2
Out of State	40
TETON	9
TWIN FALLS	3
POWER	1
BOUNDARY	1
GOODING	1
Grand Total	1536

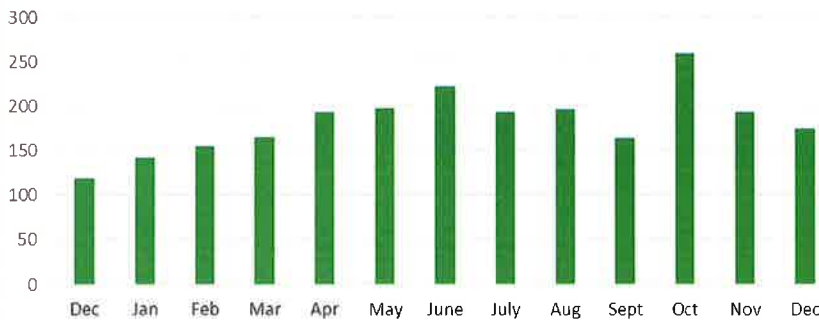
Number of Days with (x) number of Clients

# of Clients	1	2	3	4	5	6	7	8	9	10
# of Days	50	63	51	52	53	41	25	17	9	6

14 Hrs 39 Min

Average Length of Stay

Visits per Month



The Crisis Center has:

- Diverted 138 people away from inpatient hospitalization.
- Received 228 people from community hospitals.

“The crisis center has empowered law enforcement to take an active role in addressing mental health issues in our community.”

Officer Zeb Graham , Bonneville County Sheriff’s Office