

Single Audit Summary and Schedule of Expenditures of Federal Awards by State Agency

for the Fiscal Year Ended June 30, 2022



State of Idaho

Legislative Services Office – Audits Division



State of Idaho—Single Audit Summary Fiscal Year Ended June 30, 2022

<https://legislature.idaho.gov/lso/audit>


THE STATEWIDE SINGLE AUDIT

Our office (Legislative Services Office, Audits Division) performs the statewide Single Audit in accordance with audit requirements placed upon the State of Idaho as a condition of receiving federal financial assistance. The federal Office of Management and Budget provides guidelines for selecting which programs to audit and the audit procedures to perform. The federal government uses the *Single Audit Report* to monitor how well the State administers the federal financial assistance and to follow up on prior audit findings. [Link to the full report.](#)

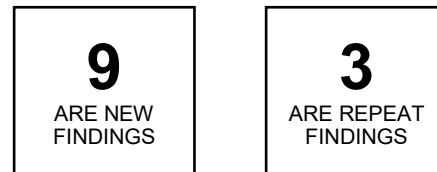
ABOUT THIS SUMMARY

This summary of the statewide Single Audit highlights information included in the Schedule of Expenditures of Federal Awards and the Auditor’s Results for Federal Findings and Questioned Costs. It contains recommendations **to be addressed by state agencies** to ensure the proper administration and maintenance of federal funds.

SUMMARY OF FINDINGS



OF THESE FINDINGS...



FEDERAL EXPENDITURES

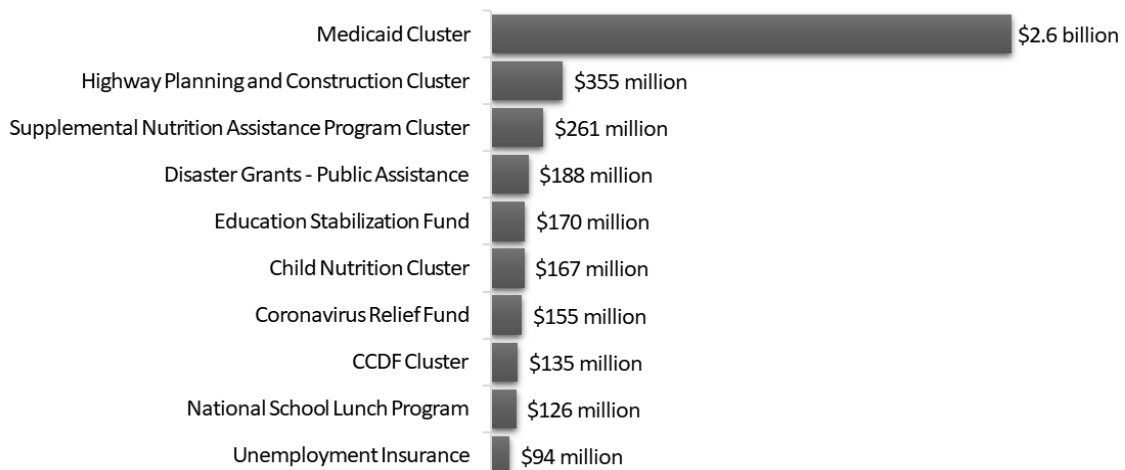
\$5.96 billion

FY 2021

\$5.08 billion

FY 2022

10 Largest Federal Programs



In fiscal year 2022, the State of Idaho expended **\$5,078,670,451**, down from \$5,960,383,825 in fiscal year 2021. Of the amount in fiscal year 2022, **\$821,725,572 was related to COVID-19 funding** (CARES Act, ARPA, etc.). The State passes through federal funding to a variety of entities, including local governments, the health districts, and the colleges and universities. This year, the **State sub-granted a total \$896,393,287** to these entities. The following is a summary of each finding presented in the Statewide *Single Audit Report* organized by compliance requirement.

Office of the State Controller



STATE OF IDAHO
CONTROLLER'S OFFICE
BRANDON D WOOLF

Finding Number: 2022-203

Program Name: State and Local Fiscal Recovery Fund; Gaining Early Awareness and Readiness for Undergraduate Program

Federal Award Agency: Department of Treasury; Department of Education

Type of Finding: Significant Deficiency; SEFA Misstatement

Elimination Process Resulted in SEFA Errors

Errors in the elimination process for federal grants between State agencies resulted in misstatements to the Schedule of Expenditures of Federal Awards (SEFA) prepared by the Office of the State Controller totaling \$14,656,928 for direct awards and \$14,278,362 provided to subrecipients. The Office should design and implement procedures to ensure amounts are properly reported and proper adjustments are made when federal funds are shared between State agencies. See **page 45** for the full finding in the [report](#).

Finding Number: 2022-204

Program Name: Multiple

Federal Award Agency: Multiple

Type of Finding: Noncompliance; Material Weakness; SEFA Misstatement



STATE OF IDAHO
CONTROLLER'S OFFICE
BRANDON D WOOLF

COVID-19 Funds Were Not Identified in SEFA

COVID-19 funds in the amount of \$196,247,971 were not properly identified on the statewide Schedule of Expenditures of Federal Awards (SEFA) prepared by the Office of the State Controller, as required. The Office did not have procedures to verify awards were properly designated as self-reported by State agencies. The Office should implement procedures and controls to ensure funds related to the COVID-19 pandemic are properly identified on the SEFA. See **page 47** for the full finding in the [report](#).



Department of Fish and Game



Finding Number: 2022-207

Program Name: Sport Fish Restoration; Wildlife Restoration and Basic Hunter Education

Federal Award Agency: Department of Interior

Type of Finding: Significant Deficiency

Subrecipient Amounts Were Overstated

The amount reported as passed through to subrecipients on the Schedule of Expenditures of Federal Awards (SEFA) closing package was overstated by \$331,500. Amounts on the SEFA erroneously included payments for vendor services. The Department should design and implement procedures to ensure amount passed through to subrecipients are accurately reported on the SEFA closing package. See **page 52** for the full finding in the [report](#).

Department of Health and Welfare



IDAHO DEPARTMENT OF
HEALTH & WELFARE

Finding Number: 2022-211

Program Name: Multiple

Federal Award Agency: Department of Agriculture; Department of Education; Health and Human Services

Type of Finding: Noncompliance; Significant Deficiency; SEFA Misstatement

COVID-19 Funds Were Not Identified in SEFA

The Schedule of Expenditures of Federal Awards (SEFA) closing package originally submitted to the Office of the State Controller did not properly identify COVID-19 Emergency Acts expenditures for multiple programs. While the total amount of expenditures was accurately reported, multiple programs were not correctly designated as COVID-19. This is related to a finding reported in the prior *Single Audit Report*. The Department should improve the review process for the SEFA closing package to include training and specific procedures at a level of detail sufficient to identify inaccuracies or omission of required information, such as the COVID-19 Emergency Acts expenditures. See **page 57** for the full finding in the [report](#).

Idaho Commission on Aging

Finding Number: 2022-201

Program Name: Aging Cluster

Federal Award Agency: Health and Human Services

Type of Finding: Material Noncompliance; Material Weakness



Federal Financial Reports Were Not Completed

The Commission on Aging did not completed the required Federal Financial SF-425 Report during State fiscal year 2022. The Commission should design and implement well-documented internal control procedures to ensure compliance with federal reporting requirements and accurate and timely completion and submission of the Federal Financial SF-425 Report. See **page 43** for the full finding in the [report](#).

Idaho Commission on Aging



Finding Number: 2022-202
Program Name: Aging Cluster
Federal Award Agency: Health and Human Services
Type of Finding: Material Noncompliance; Material Weakness

FFATA Reports Were Not Completed

The Commission on Aging did not completed required reports for the Federal Funding Accountability and Transparency Act (FFATA) for six subawards because staff were unaware of the reporting requirements. The Commission should design and implement well-documented internal control procedures to ensure compliance with federal reporting requirements with accurate and timely completion and submission of the FFATA reports. See **page 44** for the full finding in the [report](#).

Department of Health and Welfare



Finding Number: 2022-208
Program Name: Opioid STR
Federal Award Agency: Health and Human Services
Type of Finding: Material Weakness

Performance Reports Lacked Documentation of Review

The State Opioid Response program performance progress reports did not have documentation to support completion of a review for accuracy and compliance prior to submission to the federal grantor. During fiscal year 2022, five performance were required to be submitted and none of the reports included documentation supporting the contract manager’s review as it was completed verbally or through e-mails that were not saved. The Department should design and implement procedures to ensure sufficient documentation is maintained that supports the review and approval of the performance progress reports. See **page 53** for the full finding in the [report](#).

State Department of Education



Finding Number: 2022-206
Program Name: Education Stabilization Fund
Federal Award Agency: Department of Education
Type of Finding: Material Noncompliance; Material Weakness

Subrecipient Monitoring Was Not Completed

The Department did not complete required subrecipient monitoring of the Elementary and Secondary School Emergency Relief (ESSER) Fund of the Education Stabilization Fund. In fiscal year 2021, the Department determined that existing monitoring procedures were not sufficient and discontinued those procedures without implementing any alternative Procedures until fiscal year 2023. This finding was initially reported in the prior *Single Audit Report*. The Department should implement procedures to ensure compliance with all requirements as a pass-through entity. In addition, the Department should design and implement effective control procedures to ensure subrecipient monitoring activities are complete and appropriate. See **page 50** for the full finding in the [report](#).



Department of Health and Welfare

Finding Number: 2022-210

Program Name: Coronavirus State and Local Fiscal Recovery Funds

Federal Award Agency: Department of Agriculture

Type of Finding: Noncompliance; Significant Deficiency



IDAHO DEPARTMENT OF
HEALTH & WELFARE

Review of Subrecipient Applications did not Identify Missing Information

The Department did not review subrecipient application information for Coronavirus State and Local Fiscal Recovery Funds at a sufficient level to identify missing information from required documentation. Out of the 8 applications we tested, 2, or 25 percent, had missing information that was not identified during the Department's review. The Department should design and implement effective internal control procedures to ensure subrecipient applications are completed accurately and in compliance with federal requirements. See [page 55](#) for the full finding in the [report](#).

Department of Health and Welfare

Finding Number: 2022-209

Program Name: Emergency Food Assistance Program

Federal Award Agency: Department of Agriculture

Type of Finding: Material Noncompliance; Material Weakness



IDAHO DEPARTMENT OF
HEALTH & WELFARE

Not All Annual Physical Inventories were Completed

An annual physical inventory was not completed for all storage facilities used by sub-distributing agencies for the Emergency Food Assistance Program as required by federal guidance. The Department performed an annual inventory of 25 percent of the five sub-distributing agencies; however, federal guidance requires that all State distributing agencies have an annual physical inventory. The Department should design and implement controls and procedures to ensure compliance with federal requirements covering the program. See [page 54](#) for the full finding in the [report](#).

Department of Health and Welfare

Finding Number: 2022-212

Program Name: Supplemental Nutrition Assistance Program; State Administrative Grants for SNAP

Federal Award Agency: Department of Agriculture

Type of Finding: Material Noncompliance; Material Weakness



IDAHO DEPARTMENT OF
HEALTH & WELFARE

EBT Card Security Procedures were not Maintained

The Department did not maintain consistent operation of controls and compliance with Electronic Benefit Transfer (EBT) Card Security procedures for the Supplemental Nutrition Assistance Program (SNAP). Out of a sample of 25 months, we noted 7 instances, or 28 percent, in which we could not verify that review of monthly EBT card records was either documented or completed at a sufficient level. This finding was reported in the prior *Single Audit Report*. The Department should continue to improve oversight regarding regional offices and supplement internal controls and documentation to ensure compliance with EBT security requirements. See [page 59](#) for the full finding in the [report](#).

State Department of Education



Finding Number: 2022-205

Program Name: Education Stabilization Fund

Federal Award Agency: Department of Education

Type of Finding: Noncompliance; Significant Deficiency

Questioned Costs: Known: \$2,270.65; Likely: \$71,576

Unallowed Expenditure was Incurred

An expenditure was made by the State Department of Education for unallowable activities from the Elementary and Secondary School Emergency Relief (ESSER) program. In our sample of 60, we identified one transaction for \$12,375 that included \$2,271 for staff lunches, which are unallowable under this grant. This projected to total questioned costs of \$71,576 for the program. The Department should strengthen control procedures to ensure all expenditures are allowable prior to approving reimbursements to local educational agencies. See [page 49](#) for the full finding in the [report](#).

Corrective Action Plans

The State of Idaho agrees with all findings presented and has provided a corrective action plan for each finding along with an expected implementation date and contact person. Their response in its entirety can be found within the full [Single Audit Report](#).

Schedule of Expenditures of Federal Awards (SEFA) by State Agency

This schedule is provided to make it easier to see what federal funds a particular State agency is utilizing. Each program is identified by assistance listing number, title, and federal grantor. Amounts expended in total, and passed through to subrecipients are also clearly designated.





April Renfro, CPA
Manager, Audits Division

State of Idaho
Legislative Services Office

**SCHEDULE OF EXPENDITURES
OF FEDERAL AWARDS
BY STATE AGENCY**

The *Single Audit Report* for the State of Idaho for the fiscal year ended June 30, 2022, includes a Schedule of Expenditures of Federal Awards (SEFA) categorized by federal agency. We issued the report on April 7, 2023, and the full report is available on our website – [Statewide Single Audit – Idaho State Legislature](#).

We also have prepared a SEFA by State agency that is intended solely for the information and use of the State of Idaho and is not intended to be used by anyone other than the specified party. This schedule has been reviewed, but not subjected to audit procedures that would be necessary to express an opinion. As such, we do not express an opinion on the Schedule of Expenditures of Federal Awards by State Agency.

STATE OF IDAHO
SCHEDULE OF EXPENDITURES OF FEDERAL AWARDS
BY STATE AGENCY
FOR THE FISCAL YEAR ENDED JUNE 30, 2022

AL	STATE AGENCY FEDERAL PROGRAM TITLE	FEDERAL DEPARTMENT	DIRECT AWARD EXPENDITURES	TYPE*	AMOUNT PROVIDED TO SUBRECIPIENTS	TYPE*
ADMINISTRATION, DEPARTMENT OF						
39.003	Donation of Federal Surplus Personal Property	General Services Administration	\$900,443	NC		
	TOTAL ADMINISTRATION, DEPARTMENT OF		<u>\$900,443</u>			
AGING, COMMISSION ON						
10.565	Commodity Supplemental Food Program	Department of Agriculture	\$206,777		\$186,029	
17.235	Senior Community Service Employment Program	Department of Labor	301,307		276,509	
93.041	Special Programs for the Aging, Title VII, Chapter 3 Programs for the Prevention of Elder Abuse, Neglect, and Exploitation	Health and Human Services	23,859		20,000	
93.042	Special Programs for the Aging, Title VII, Chapter 2 Long Term Care Ombudsman Services for Older Individuals	Health and Human Services	112,891		112,891	
93.042	Special Programs for the Aging, Title VII, Chapter 2 Long Term Care Ombudsman Services for Older Individuals	Health and Human Services	3,192	COVID-19		
93.043	Special Programs for the Aging, Title III, Part D Disease Prevention and Health Promotion Services	Health and Human Services	144,705		124,954	
93.044	Special Programs for the Aging, Title III, Part B Grants for Supportive Services and Senior Centers	Health and Human Services	1,752,649		1,637,474	
93.044	Special Programs for the Aging, Title III, Part B Grants for Supportive Services and Senior Centers	Health and Human Services	465,115	COVID-19	441,181	COVID-19
93.045	Special Programs for the Aging, Title III, Part C, Nutrition Services	Health and Human Services	4,554,246		4,223,406	
93.045	Special Programs for the Aging, Title III, Part C, Nutrition Services	Health and Human Services	1,107,341	COVID-19	1,089,475	COVID-19
93.048	Special Programs for the Aging - Discretionary Projects	Health and Human Services	213,547		83,565	
93.048	Special Programs for the Aging - Discretionary Projects	Health and Human Services	77,696	COVID-19	32,029	COVID-19
93.051	Alzheimer's Disease Demonstration Grants to States	Health and Human Services	85,191		78,137	
93.052	National Family Caregiver Support	Health and Human Services	1,021,042		937,098	
93.052	National Family Caregiver Support	Health and Human Services	152,233	COVID-19	128,231	COVID-19
93.053	Nutrition Services Incentive Program	Health and Human Services	506,939		506,939	
93.071	Medicare Enrollment Assistance Program	Health and Human Services	74,124		56,708	
93.072	Lifespan Respite Care Program	Health and Human Services	352,269		249,893	
93.734	Empowering Older Adults and Adults with Disabilities through Chronic Disease Self-Management Education Programs (PPHF)	Health and Human Services	65,675		58,748	
93.747	Elder Abuse Prevention Interventions Program	Health and Human Services	133,340		106,846	
	TOTAL AGING, COMMISSION ON		<u>\$11,354,138</u>		<u>\$10,350,113</u>	
AGRICULTURE, DEPARTMENT OF						
10.025	Plant and Animal Disease, Pest Control, and Animal Care	Department of Agriculture	\$623,001		\$75,735	
10.162	Inspection Grading and Standardization	Department of Agriculture	52,378			
10.163	Market Protection and Promotion	Department of Agriculture	7,800			
10.170	Specialty Crop Block Grant Program - Farm Bill	Department of Agriculture	1,210,222		617,195	
10.170	Specialty Crop Block Grant Program - Farm Bill	Department of Agriculture	1,999,957	R&D	1,623,399	R&D
10.525	Farm and Ranch Stress Assistance Network Competitive Grants Program	Department of Agriculture	36,553	COVID-19		
10.680	Forest Health Protection	Department of Agriculture	113,995		103,584	
10.902	Soil and Water Conservation	Department of Agriculture	47,480			
10.U02	Forest Service Aquatic Invasive Species Monitoring	Department of Agriculture	26,786			
10.U32	USDA Veterinary Services Agreement for Brucellosis Testing	Department of Agriculture	46,980			
10.U33	Forest Service Aquatic Invasive Species Prevention	Department of Agriculture	3,430			
12.U29	Watercraft Inspection Station Program	Department of Defense	499,159	PT	188,517	PT
12.U31	Aquatic Invasive Species Monitoring	Department of Defense	46,599	PT		
15.230	Invasive and Noxious Plant Management	Department of the Interior	47,881			

*Type of assistance other than direct cash: NC=non-cash; PT=pass-through; R&D=research & development; COVID19=COVID-19 related expenditures (CARES Act, ARPA, etc.)

STATE OF IDAHO
SCHEDULE OF EXPENDITURES OF FEDERAL AWARDS
BY STATE AGENCY
FOR THE FISCAL YEAR ENDED JUNE 30, 2022

AL	STATE AGENCY FEDERAL PROGRAM TITLE	FEDERAL DEPARTMENT	DIRECT AWARD EXPENDITURES	TYPE*	AMOUNT PROVIDED TO SUBRECIPIENTS	TYPE*
15.652	Undesirable/Noxious Plant Species	Department of the Interior	(\$11,774)			
66.204	Multipurpose Grants to States and Tribes	Environmental Protection Agency	2,418			
66.700	Consolidated Pesticide Enforcement Cooperative Agreements	Environmental Protection Agency	459,233			
93.103	Food and Drug Administration Research	Health and Human Services	23,855	PT		
93.103	Food and Drug Administration Research	Health and Human Services	338,845		\$68,975	
	TOTAL AGRICULTURE, DEPARTMENT OF		<u>\$5,574,798</u>		<u>\$2,677,405</u>	
	ARTS, COMMISSION ON THE					
45.025	Promotion of the Arts - Partnership Agreements	Natl. Found. on Arts & Humanities	\$766,404		\$387,993	
45.025	Promotion of the Arts - Partnership Agreements	Natl. Found. on Arts & Humanities	765,996	COVID-19	765,996	COVID-19
	TOTAL ARTS, COMMISSION ON THE		<u>\$1,532,400</u>		<u>\$1,153,989</u>	
	ATTORNEY GENERAL, OFFICE OF THE					
16.543	Missing Children's Assistance	Department of Justice	\$349,892			
93.775	State Medicaid Fraud Control Units	Health and Human Services	754,133			
	TOTAL ATTORNEY GENERAL, OFFICE OF THE		<u>\$1,104,025</u>			
	BLIND AND VISUALLY IMPAIRED, COMMISSION FOR THE					
84.126	Rehabilitation Services - Vocational Rehabilitation Grants to States	Department of Education	\$2,921,644			
84.177	Rehabilitation Services - Independent Living Services for Older Individuals Who Are Blind	Department of Education	243,567			
	TOTAL BLIND AND VISUALLY IMPAIRED, COMMISSION FOR THE		<u>\$3,165,211</u>			
	OCCUPATIONAL AND PROFESSIONAL LICENSES, DIVISION OF					
14.171	Manufactured Home Dispute Resolution	Housing and Urban Development	\$42,945			
20.720	State Damage Prevention Program Grants	Department of Transportation	80,750			
	TOTAL OCCUPATIONAL AND PROFESSIONAL LICENSES, DIVISION OF		<u>\$123,695</u>			
	COMMERCE, DEPARTMENT OF					
14.228	Community Development Block Grants/State's Program	Housing and Urban Development	\$6,706,432		\$6,346,853	
14.228	Community Development Block Grants/State's Program	Housing and Urban Development	1,470,021	COVID-19	1,470,021	COVID-19
59.061	State Trade and Export Promotion Pilot Grant Program	Small Business Administration	339,015		170,135	
	TOTAL COMMERCE, DEPARTMENT OF		<u>\$8,515,468</u>		<u>\$7,987,009</u>	
	CORRECTION, DEPARTMENT OF					
16.606	State Criminal Alien Assistance Program	Department of Justice	\$375,079			
16.812	Second Chance Act Reentry Initiative	Department of Justice	212			
16.827	Justice Reinvestment Initiative	Department of Justice	421,688		\$316,311	
94.013	Volunteers in Service to America	Corporation for National and Community Service	4,251			
	TOTAL CORRECTION, DEPARTMENT OF		<u>\$801,230</u>		<u>\$316,311</u>	
	DRUG POLICY, OFFICE OF					
93.243	Substance Abuse and Mental Health Services Projects of Regional and National Significance	Health and Human Services	\$2,362,311		\$1,670,252	
	TOTAL OFFICE OF DRUG POLICY		<u>\$2,362,311</u>		<u>\$1,670,252</u>	

*Type of assistance other than direct cash: NC=non-cash; PT=pass-through; R&D=research & development; COVID19=COVID-19 related expenditures (CARES Act, ARPA, etc.)

STATE OF IDAHO
SCHEDULE OF EXPENDITURES OF FEDERAL AWARDS
BY STATE AGENCY
FOR THE FISCAL YEAR ENDED JUNE 30, 2022

AL	STATE AGENCY FEDERAL PROGRAM TITLE	FEDERAL DEPARTMENT	DIRECT AWARD EXPENDITURES	TYPE*	AMOUNT PROVIDED TO SUBRECIPIENTS	TYPE*
	EDUCATION, STATE BOARD OF					
16.839	Stop School Violence: Confidential Tipline	Department of Justice	\$192,750			
84.334S	GEARUP Scholarships	Department of Education	2,122,873		\$2,106,517	
84.425C	Education Stabilization Fund - Governor's Emergency Relief Fund	Department of Education	6,137,710	COVID-19	3,445,566	COVID-19
	TOTAL EDUCATION, STATE BOARD OF		<u>\$8,453,333</u>		<u>\$5,552,083</u>	
	ENERGY RESOURCES, OFFICE OF					
81.041	State Energy Program	Department of Energy	\$477,930			
	TOTAL ENERGY RESOURCES, OFFICE OF		<u>\$477,930</u>			
	ENVIRONMENTAL QUALITY, DEPARTMENT OF					
12.113	State Memorandum of Agreement Program for the Reimbursement of Technical Services	Department of Defense	\$182,157			
66.034	Surveys, Studies, Research, Investigations, Demonstrations & Special Purpose Activities Relating to the Clean Air Act	Environmental Protection Agency	382,121			
66.034	Surveys, Studies, Research, Investigations, Demonstrations & Special Purpose Activities Relating to the Clean Air Act	Environmental Protection Agency	2,081	PT		
66.039	National Clean Diesel Emissions Reduction Program	Environmental Protection Agency	34,354			
66.040	State Clean Diesel Grant Program	Environmental Protection Agency	80,465			
66.202	Congressionally Mandated Projects	Environmental Protection Agency	593,246		\$365,133	
66.204	Multipurpose Grants to States and Tribes	Environmental Protection Agency	151,528			
66.419	Water Pollution Control State, Interstate, and Tribal Program Support	Environmental Protection Agency	1,753,527			
66.432	State Public Water System Supervision	Environmental Protection Agency	1,291,212			
66.442	Assistance for Small and Disadvantaged Communities Drinking Water Program Grant (SDWA 1459A)	Environmental Protection Agency	279,321		279,321	
66.444	Lead Testing in School and Child Care Program Drinking Water Grant Program	Environmental Protection Agency	2,314			
66.454	Water Quality Management Planning	Environmental Protection Agency	110,789			
66.458	Capitalization Grants for Clean Water State Revolving Funds	Environmental Protection Agency	7,763,047		1,470	
66.460	Nonpoint Source Implementation Grants	Environmental Protection Agency	1,691,189		1,065,109	
66.468	Capitalization Grants for Drinking Water State Revolving Funds	Environmental Protection Agency	10,644,461		488,707	
66.605	Performance Partnership Grants	Environmental Protection Agency	1,199,098			
66.608	Environmental Info. Exchange Network Grant Prog. and Related Assist.	Environmental Protection Agency	91,305			
66.708	Pollution Prevention Grants Program	Environmental Protection Agency	92,589		50,933	
66.801	Hazardous Waste Management State Program Support	Environmental Protection Agency	356,396		14,447	
66.802	Superfund State, Political Subdivision, and Indian Tribe Site-Specific Coop Agmts.	Environmental Protection Agency	1,777,937		288,486	
66.804	Underground Storage Tank Prevention, Detection and Compliance Program	Environmental Protection Agency	404,529			
66.805	Leaking Underground Storage Tank Trust Fund Corrective Action Program	Environmental Protection Agency	544,880			
66.809	Superfund State and Indian Tribe Core Program Cooperative Agreements	Environmental Protection Agency	239,451			
66.817	State and Tribal Response Program Grants	Environmental Protection Agency	937,848			
81.106	Transport of Transuranic Wastes to the Waste Isolation Pilot Plant: States and Tribal Concerns, Proposed Solutions	Department of Energy	164,205	PT		
81.214	Environmental Monitoring/Cleanup, Cultural and Resource Mgmt., Emergency Response Research, Outreach, Technical Analysis	Department of Energy	2,121,538			
	TOTAL ENVIRONMENTAL QUALITY, DEPARTMENT OF		<u>\$32,891,588</u>		<u>\$2,553,606</u>	

*Type of assistance other than direct cash: NC=non-cash; PT=pass-through; R&D=research & development; COVID19=COVID-19 related expenditures (CARES Act, ARPA, etc.)

STATE OF IDAHO
SCHEDULE OF EXPENDITURES OF FEDERAL AWARDS
BY STATE AGENCY
FOR THE FISCAL YEAR ENDED JUNE 30, 2022

AL	STATE AGENCY FEDERAL PROGRAM TITLE	FEDERAL DEPARTMENT	DIRECT AWARD EXPENDITURES	TYPE*	AMOUNT PROVIDED TO SUBRECIPIENTS	TYPE*
	FINANCIAL MANAGEMENT, DIVISION OF					
21.027	Coronavirus State and Local Fiscal Recovery Funds	Department of Treasury	\$12,216,579	COVID-19	\$5,263,198	COVID-19
	TOTAL FINANCIAL MANAGEMENT, DIVISION OF		<u>\$12,216,579</u>		<u>\$5,263,198</u>	
	FISH AND GAME, DEPARTMENT OF					
10.U04	Miscellaneous Forest Service Grants	Department of Agriculture	\$80,316			
10.069	Conservation Reserve Program	Department of Agriculture	62,337			
10.093	Voluntary Public Access & Habitat Incentive Program	Department of Agriculture	300,897			
11.407	Interjurisdictional Fisheries Act of 1986	Department of Commerce	16,021			
11.436	Columbia River Fisheries Development Program	Department of Commerce	1,463,114			
11.438	Pacific Coast Salmon Recovery - Pacific Salmon Treaty Program	Department of Commerce	261,365			
11.441	Regional Fishery Management Councils	Department of Commerce	78,477			
12.300	Basic and Applied Scientific Research	Department of Defense	15,099			
15.225	Recreation Resource Management	Department of the Interior	6,387			
15.230	Invasive and Noxious Plant Management	Department of the Interior	46,958			
15.231	Fish, Wildlife and Plant Conservation Resource Management	Department of the Interior	260,439		\$69,399	
15.238	Challenge Cost Share	Department of the Interior	15,000			
15.517	Fish & Wildlife Coordination Act	Department of the Interior	295,837			
15.560	SECURE Water Act - Research Agreements	Department of the Interior	147,883			
15.605	Sport Fish Restoration	Department of the Interior	7,196,361		42,052	
15.611	Wildlife Restoration and Basic Hunter Education	Department of the Interior	15,479,486		841,618	
15.615	Cooperative Endangered Species Conservation Fund	Department of the Interior	435,146		35,994	
15.626	Enhanced Hunter Education and Safety	Department of the Interior	90,846			
15.634	State Wildlife Grants	Department of the Interior	699,501			
15.634	State Wildlife Grants	Department of the Interior	27,644	PT		
15.657	Endangered Species Conservation - Recovery Implementation Funds	Department of the Interior	300,386			
15.661	Lower Snake River Compensation Plan	Department of the Interior	9,396,480			
15.670	Adaptive Science	Department of the Interior	2,571			
15.684	White Nose Syndrome National Response Implementation	Dept. of the Interior	24,023		18,916	
66.204	Multipurpose Grants to States and Tribes	Environmental Protection Agency	9,060			
66.461	Regional Wetland Program Development Grants	Environmental Protection Agency	10,484			
81.041	State Energy Program	Department of Energy	62,063			
81.U17	Miscellaneous Bonneville Power Administration Grants	Department of Energy	17,763,497		72,805	
81.U30	Miscellaneous Pacific States Marine Fisheries Commission Grants	Department of Energy	752,010			
	TOTAL FISH AND GAME, DEPARTMENT OF		<u>\$55,299,688</u>		<u>\$1,080,784</u>	
	GOVERNOR, OFFICE OF THE					
21.019	Coronavirus Relief Fund	Department of Treasury	\$154,570,880	COVID-19	\$57,442,534	COVID-19
21.023	Emergency Rental Assistance Program	Department of Treasury	40,177,941	COVID-19	40,177,941	COVID-19
	TOTAL GOVERNOR, OFFICE OF THE		<u>\$194,748,821</u>		<u>\$97,620,475</u>	
	HEALTH AND WELFARE, DEPARTMENT OF					
10.551	Supplemental Nutrition Assistance Program (SNAP)	Department of Agriculture	\$211,881,411	NC		
10.551	Supplemental Nutrition Assistance Program (SNAP)	Department of Agriculture	38,370,588	NC, COVID-19		

*Type of assistance other than direct cash: NC=non-cash; PT=pass-through; R&D=research & development; COVID19=COVID-19 related expenditures (CARES Act, ARPA, etc.)

STATE OF IDAHO
SCHEDULE OF EXPENDITURES OF FEDERAL AWARDS
BY STATE AGENCY
FOR THE FISCAL YEAR ENDED JUNE 30, 2022

AL	STATE AGENCY FEDERAL PROGRAM TITLE	FEDERAL DEPARTMENT	DIRECT AWARD EXPENDITURES	TYPE*	AMOUNT PROVIDED TO SUBRECIPIENTS	TYPE*
10.557	WIC Special Supplemental Nutrition Program for Women, Infants, and Children	Department of Agriculture	\$21,158,734		\$6,320,774	
10.557	WIC Special Supplemental Nutrition Program for Women, Infants, and Children	Department of Agriculture	1,547,158	COVID-19		
10.561	State Administrative Matching Grants for the Supplemental Nutrition Assistance Program	Department of Agriculture	10,409,452		951,945	
10.561	State Administrative Matching Grants for the Supplemental Nutrition Assistance Program	Department of Agriculture	354,983	COVID-19		
10.568	Emergency Food Assistance Program (Administrative Costs)	Department of Agriculture	165,137		145,993	
10.568	Emergency Food Assistance Program (Administrative Costs)	Department of Agriculture	905,669	COVID-19	905,669	COVID-19
10.569	Emergency Food Assistance Program (Food Commodities)	Department of Agriculture	7,418,205	NC		
10.578	WIC Grants To States (WGS)	Department of Agriculture	95			
10.649	Pandemic EBT Administrative Costs	Department of Agriculture	1,148,825	COVID-19		
16.575	Crime Victim Assistance	Department of Justice	11,877,822		11,464,841	
16.754	Harold Rogers Prescription Drug Monitoring Program	Department of Justice	106,500		96,971	
16.838	Comprehensive Opioid, Stimulant, and Substance Abuse Program	Department of Justice	362,767		343,547	
16.839	STOP School Violence	Department of Justice	301,950		294,933	
66.032	State Indoor Radon Grants	Environmental Protection Agency	78,010			
66.204	Multipurpose Grants to States and Tribes	Environmental Protection Agency	24,788			
81.042	Weatherization Assistance for Low-Income Persons	Department of Energy	2,409,644		2,379,464	
81.U18	Weatherization Conference	Department of Energy	699,300		696,785	
84.181	Special Education - Grants for Infants and Families	Department of Education	2,661,853			
84.181	Special Education - Grants for Infants and Families	Department of Education	265,777	COVID-19		
93.069	Public Health Emergency Preparedness	Health and Human Services	5,165,556		2,911,803	
93.070	Environmental Public Health and Emergency Response	Health and Human Services	44,648			
93.090	Guardianship Assistance	Health and Human Services	98,308			
93.092	Affordable Care Act (ACA) Personal Responsibility Education Program	Health and Human Services	230,396		144,384	
93.103	Food and Drug Administration Research	Health and Human Services	47,263			
93.110	Maternal and Child Health Federal Consolidated Programs	Health and Human Services	107,495			
93.116	Project Grants and Cooperative Agreements for Tuberculosis Control Programs	Health and Human Services	110,313		43,574	
93.127	Emergency Medical Services for Children	Health and Human Services	117,747			
93.130	Cooperative Agreements to States/Territories for the Coordination and Development of Primary Care Offices	Health and Human Services	161,131			
93.136	Injury Prevent. & Control Research and State and Community Based Programs	Health and Human Services	3,214,461		964,461	
93.150	Projects for Assistance in Transition from Homelessness (PATH)	Health and Human Services	240,418		238,582	
93.165	Grants to States for Loan Repayment Program	Health and Human Services	131,088		108,588	
93.197	Childhood Lead Poisoning Prevention Projects, State and Local Childhood Lead Poisoning Prevention and Surveillance of Blood Lead Levels in Children	Health and Human Services	81,279			
93.217	Family Planning Services	Health and Human Services	1,568,296		1,376,410	
93.235	Affordable Care Act (ACA) Abstinence Education Program	Health and Human Services	213,655		102,133	
93.236	Grants to States to Support Oral Health Workforce Activities	Health and Human Services	403,432		170,146	
93.240	State Capacity Building	Health and Human Services	154,210			
93.241	State Rural Hospital Flexibility Program	Health and Human Services	589,694		136,755	
93.243	Substance Abuse and Mental Health Services Projects of Regional and National Significance	Health and Human Services	1,038,293			
93.251	Early Hearing Detection and Intervention	Health and Human Services	208,015		30,750	
93.268	Immunization Cooperative Agreements	Health and Human Services	2,179,891			
93.268	Immunization Cooperative Agreements	Health and Human Services	6,610,577	COVID-19	4,069,331	COVID-19

*Type of assistance other than direct cash: NC=non-cash; PT=pass-through; R&D=research & development; COVID19=COVID-19 related expenditures (CARES Act, ARPA, etc.)

STATE OF IDAHO
SCHEDULE OF EXPENDITURES OF FEDERAL AWARDS
BY STATE AGENCY
FOR THE FISCAL YEAR ENDED JUNE 30, 2022

AL	STATE AGENCY FEDERAL PROGRAM TITLE	FEDERAL DEPARTMENT	DIRECT AWARD EXPENDITURES	TYPE*	AMOUNT PROVIDED TO SUBRECIPIENTS	TYPE*
93.268	Immunization Cooperative Agreements	Health and Human Services	\$24,984,808	NC		
93.270	Adult Viral Hepatitis Prevention and Control	Health and Human Services	152,817		\$21,152	
93.301	Small Rural Hospital Improvement Grant Program	Health and Human Services	346,193		318,222	
93.301	Small Rural Hospital Improvement Grant Program	Health and Human Services	275,913	COVID-19	275,484	COVID-19
93.314	Early Hearing Detection and Intervention Info. Syst. (EHDI-IS) Surveillance Program	Health and Human Services	132,800			
93.323	Epidemiology and Laboratory Capacity for Infectious Diseases (ELC)	Health and Human Services	1,708,764		163,970	
93.323	Epidemiology and Laboratory Capacity for Infectious Diseases (ELC)	Health and Human Services	31,186,975	COVID-19	9,881,938	COVID-19
93.334	The Healthy Brain Initiative: Technical Assistance to Implement Public Health Actions related to Cognitive Health, Cognitive Impairment, and Caregiving at the State and Local Levels	Health and Human Services	134,855			
93.336	Behavioral Risk Factor Surveillance System	Health and Human Services	374,523			
93.354	Public Health Emergency Response: Cooperative Agreement for Emergency Response: Public Health Crisis Response (COVID-19 Crisis Response)	Health and Human Services	2	COVID-19		
93.366	State Actions to Improve Oral Health Outcomes and Partner Actions to Improve Oral Health Outcomes	Health and Human Services	329,072		104,139	
93.387	National and State Tobacco Control Program	Health and Human Services	1,108,707		445,964	
93.391	Activities to Support State, Tribal, Local and Territorial (STLT) Health Department Response to Public Health or Healthcare Crises	Health and Human Services	3,387,573	COVID-19	1,418,477	COVID-19
93.426	Improving the Health of Americans through Prevention and Management of Diabetes and Heart Disease and Stroke	Health and Human Services	2,040,886		644,415	
93.497	Family Violence Prevention and Services/ Sexual Assault/Rape Crisis Services and Supports	Health and Human Services	183,807	COVID-19	16,139	COVID-19
93.506	ACA Nationwide Program for National and State Background Checks for Direct Patient Access Employees of Long Term Care Facilities and Providers	Health and Human Services	142,037			
93.556	Promoting Safe and Stable Families	Health and Human Services	3,383,532		25,513	
93.556	Promoting Safe and Stable Families	Health and Human Services	237,358	COVID-19		
93.558	Temporary Assistance for Needy Families	Health and Human Services	21,206,187		1,384,306	
93.563	Child Support Enforcement	Health and Human Services	11,878,179			
93.566	Refugee and Entrant Assistance State/Replacement Designee Administered Programs	Health and Human Services	763,601		173,235	
93.568	Low-Income Home Energy Assistance	Health and Human Services	14,950,791		6,887,761	
93.568	Low-Income Home Energy Assistance (CARES Act)	Health and Human Services	10,426,434	COVID-19		
93.569	Community Services Block Grant	Health and Human Services	4,023,528		3,820,648	
93.569	Community Services Block Grant	Health and Human Services	2,015,845	COVID-19	2,015,845	COVID-19
93.575	Child Care and Development Block Grant	Health and Human Services	26,498,779		1,610,124	
93.575	Child Care and Development Block Grant (CARES Act)	Health and Human Services	90,562,281	COVID-19	82,315,953	COVID-19
93.590	Community-Based Child Abuse Prevention Grants	Health and Human Services	232,825			
93.590	Community-Based Child Abuse Prevention Grants	Health and Human Services	156,539	COVID-19		
93.596	Child Care Mandatory & Matching Funds of Child Care & Develop. Fund	Health and Human Services	17,465,943			
93.597	Grants to States for Access and Visitation Programs	Health and Human Services	99,895			
93.599	Chafee Education and Training Vouchers Program	Health and Human Services	73,725			
93.600	Head Start	Health and Human Services	122,411			
93.603	Adoption and Legal Guardianship Incentive Payments	Health and Human Services	153,838			
93.624	ACA - State Innovation Models: Funding for Model Design and Model Testing Assistance	Health and Human Services	1			

*Type of assistance other than direct cash: NC=non-cash; PT=pass-through; R&D=research & development; COVID19=COVID-19 related expenditures (CARES Act, ARPA, etc.)

STATE OF IDAHO
SCHEDULE OF EXPENDITURES OF FEDERAL AWARDS
BY STATE AGENCY
FOR THE FISCAL YEAR ENDED JUNE 30, 2022

AL	STATE AGENCY FEDERAL PROGRAM TITLE	FEDERAL DEPARTMENT	DIRECT AWARD EXPENDITURES	TYPE*	AMOUNT PROVIDED TO SUBRECIPIENTS	TYPE*
93.630	Developmental Disabilities Basic Support and Advocacy Grants	Health and Human Services	\$502,383		\$19,250	
93.631	Developmental Disabilities Projects of National Significance	Health and Human Services	70,408	PT, R&D		
93.643	Children's Justice Grants To States	Health and Human Services	94,113			
93.645	Stephanie Tubbs Jones Child Welfare Services Program	Health and Human Services	2,367,138			
93.658	Foster Care - Title IV-E	Health and Human Services	13,105,819			
93.659	Adoption Assistance	Health and Human Services	11,428,471			
93.665	Emergency Grants to Address Mental and Substance Use Disorders During COVID-19	Health and Human Services	2,148,339	COVID-19	508,782	COVID-19
93.667	Social Services Block Grant	Health and Human Services	9,726,180		30,867	
93.669	Child Abuse and Neglect State Grants	Health and Human Services	522,924			
93.671	Family Violence Prevent & Svcs/Domestic Violence Shelter & Sup. Svcs	Health and Human Services	900,884		860,193	
93.671	Family Violence Prevent & Svcs/Domestic Violence Shelter & Sup. Svcs	Health and Human Services	366,265	COVID-19	319,696	COVID-19
93.674	John H. Chafee Foster Care Program for Successful Transition to Adulthood	Health and Human Services	611,865			
93.767	Children's Health Insurance Program	Health and Human Services	87,646,994			
93.777	State Survey and Certification of Health Care Providers and Suppliers	Health and Human Services	1,640,618			
93.778	Medical Assistance Program	Health and Human Services	2,566,086,124		176,088	
93.788	Opioid STR	Health and Human Services	8,057,784		5,106,064	
93.791	Money Follows the Person Rebalancing Demonstration	Health and Human Services	1,406,515			
93.796	State Survey Certification of Health Care Providers and Suppliers (Title XIX) Medicaid	Health and Human Services	1,037,814			
93.845	Promoting Population Health through Increased Capacity in Alcohol Epidemiology	Health and Human Services	69,471			
93.870	Maternal, Infant and Early Childhood Home Visiting Grant Program	Health and Human Services	2,873,080		2,307,766	
93.870	Maternal, Infant and Early Childhood Home Visiting Grant Program	Health and Human Services	63,933	COVID-19	63,812	COVID-19
93.889	National Bioterrorism Hospital Preparedness Program	Health and Human Services	1,075,321		770,078	
93.898	Cancer Prevention and Control Programs for State, Territorial and Tribal Organizations	Health and Human Services	1,500,817		545,302	
93.913	Grants to States for Operation of State Offices of Rural Health	Health and Human Services	210,457			
93.917	HIV Care Formula Grants	Health and Human Services	4,339,689		741,886	
93.917	HIV Care Formula Grants	Health and Human Services	68,044	COVID-19	428	COVID-19
93.940	HIV Prevention Activities - Health Department Based	Health and Human Services	996,078		470,536	
93.958	Block Grants for Community Mental Health Services	Health and Human Services	4,353,184		362,000	
93.958	Block Grants for Community Mental Health Services	Health and Human Services	389,232	COVID-19	250,000	COVID-19
93.959	Block Grants for Prevention and Treatment of Substance Abuse	Health and Human Services	8,489,747		905,309	
93.977	Sexually Transmitted Diseases (STD) Prevention and Control Grants	Health and Human Services	415,892		271,399	
93.977	Sexually Transmitted Diseases (STD) Prevention and Control Grants	Health and Human Services	156,712	COVID-19	35,843	COVID-19
93.982	Mental Health Disaster Assistance and Emergency Mental Health	Health and Human Services	572,149		130,009	
93.991	Preventive Health and Health Services Block Grant	Health and Human Services	598,490		353,799	
93.994	Maternal and Child Health Services Block Grant to the States	Health and Human Services	3,254,655		1,257,015	
96.U23	Vital Statistics Birth Records Grants	Social Security Administration	38,045			
96.U24	Vital Statistics Cooperative Program	Social Security Administration	275,406			
96.U25	Social Security Birth and Death Reports	Social Security Administration	54,588			
97.036	Disaster Grants - Public Assistance (Presidentially Declared Disasters)	Department of Homeland Security	33,413,229	COVID-19	8,900,000	COVID-19
	TOTAL HEALTH AND WELFARE, DEPARTMENT OF		<u>\$3,376,535,114</u>		<u>\$169,807,246</u>	
	HISTORICAL SOCIETY, IDAHO STATE					
15.224	Cultural and Paleontological Resource Management	Department of the Interior	\$12,825			
15.904	Historic Preservation Fund Grants-in-Aid	Department of the Interior	880,386		\$81,372	

*Type of assistance other than direct cash: NC=non-cash; PT=pass-through; R&D=research & development; COVID19=COVID-19 related expenditures (CARES Act, ARPA, etc.)

STATE OF IDAHO
SCHEDULE OF EXPENDITURES OF FEDERAL AWARDS
BY STATE AGENCY
FOR THE FISCAL YEAR ENDED JUNE 30, 2022

AL	STATE AGENCY FEDERAL PROGRAM TITLE	FEDERAL DEPARTMENT	DIRECT AWARD EXPENDITURES	TYPE*	AMOUNT PROVIDED TO SUBRECIPIENTS	TYPE*
45.129	Promotion of the Humanities - Federal/State Partnership	National Endowment for the Humanities	\$25,000	PT, COVID-19		
45.149	Promotion of the Humanities - Division of Preservation and Access	Natl. Found. on Arts & Humanities	118,939	COVID-19		
89.003	National Historical Publications and Records Grants	Natl. Archives & Records Adm.	10,750		\$10,132	
	TOTAL HISTORICAL SOCIETY, IDAHO STATE		<u>\$1,047,900</u>		<u>\$91,504</u>	
INDUSTRIAL COMMISSION						
16.576	Crime Victim Compensation	Department of Justice	<u>\$984,263</u>			
	TOTAL INDUSTRIAL COMMISSION		<u>\$984,263</u>			
INSURANCE, DEPARTMENT OF						
93.071	Medicare Enrollment Assistance Program	Health and Human Services	\$134,169			
93.324	State Health Insurance Assistance Program	Health and Human Services	<u>375,049</u>			
	TOTAL INSURANCE, DEPARTMENT OF		<u>\$509,218</u>			
JUDICIAL DEPARTMENT						
16.021	Justice Systems Response to Families	Department of Justice	\$172,421			
93.586	State Court Improvement Program	Health and Human Services	<u>371,896</u>			
	TOTAL JUDICIAL DEPARTMENT		<u>\$544,317</u>			
JUVENILE CORRECTIONS, DEPARTMENT OF						
16.540	Juvenile Justice and Delinquency Prevention	Department of Justice	<u>\$293,077</u>			
	TOTAL JUVENILE CORRECTIONS, DEPARTMENT OF		<u>\$293,077</u>			
LABOR, DEPARTMENT OF						
17.002	Labor Force Statistics	Department of Labor	\$557,562	R&D		
17.005	Compensation and Working Conditions	Department of Labor	6,351	R&D		
17.207	Employment Service/Wagner-Peyser Funded Activities	Department of Labor	7,631,002			
17.225	Unemployment Insurance	Department of Labor	89,380,034			
17.225	Unemployment Insurance	Department of Labor	4,839,102	COVID-19		
17.245	Trade Adjustment Assistance	Department of Labor	471,475			
17.258	WIA Adult Program	Department of Labor	1,662,772		\$576,107	
17.259	WIA Youth Activities	Department of Labor	3,084,502		43,776	
17.261	WIA Pilots, Demonstrations, and research Projects	Department of Labor	97,848			
17.271	Work Opportunity Tax Credit Program (WOTC)	Department of Labor	99,403			
17.273	Temporary Labor Certification for Foreign Workers	Department of Labor	386,744			
17.277	WIOA National Dislocated Worker Grants/WIA National Emergency Grants	Department of Labor	434,730	COVID-19		
17.278	WIA Dislocated Workers Formula Grants	Department of Labor	1,151,885		364,995	
17.285	Apprenticeship USA Grants	Department of Labor	575,467			
17.287	Job Corps Experimental Projects and Technical Assistance	Department of Labor	5,588,114		1,270,472	
17.801	Jobs for Veterans State Grants	Department of Labor	864,327			
17.805	Homeless Veterans Reintegration Project	Department of Labor	94			
94.003	State Commissions	Corp. for Natl. & Community Svc.	279,001			
94.006	AmeriCorps	Corp. for Natl. & Community Svc.	1,152,055		1,137,743	
94.008	Commission Investment Fund	Corp. for Natl. & Community Svc.	158,917			

*Type of assistance other than direct cash: NC=non-cash; PT=pass-through; R&D=research & development; COVID19=COVID-19 related expenditures (CARES Act, ARPA, etc.)

STATE OF IDAHO
SCHEDULE OF EXPENDITURES OF FEDERAL AWARDS
BY STATE AGENCY
FOR THE FISCAL YEAR ENDED JUNE 30, 2022

AL	STATE AGENCY FEDERAL PROGRAM TITLE	FEDERAL DEPARTMENT	DIRECT AWARD EXPENDITURES	TYPE*	AMOUNT PROVIDED TO SUBRECIPIENTS	TYPE*
96.001	Social Security Disability Insurance	Social Security Administration	\$10,016,254			
97.050	Presidential Declared Disaster Assistance to Individuals and Households - Other Needs	Department of Homeland Security	(4,745)			
	TOTAL LABOR, DEPARTMENT OF		<u>\$128,432,894</u>		<u>\$3,393,093</u>	
	LANDS, DEPARTMENT OF					
10.664	Cooperative Forestry Assistance	Department of Agriculture	\$3,637,968		\$1,957,476	
10.676	Forest Legacy Program	Department of Agriculture	120,534			
10.678	Forest Stewardship Program	Department of Agriculture	5,426			
10.697	State and Private Forestry Hazardous Fuel Reduction Program	Department of Agriculture	309,357		307,898	
10.698	State and Private Forestry Cooperative Fire Assistance	Department of Agriculture	37,830			
10.902	Soil and Water Conservation	Department of Agriculture	81,978			
10.912	Environmental Quality Incentives Program	Department of Agriculture	28,459			
15.233	Forests and Woodlands Resource Management	Department of the Interior	21,105			
	TOTAL LANDS, DEPARTMENT OF		<u>\$4,242,657</u>		<u>\$2,265,374</u>	
	LIBRARIES, IDAHO COMMISSION FOR					
45.129	Promotion of the Humanities - Federal/State Partnership	Natl. Endow. for the Humanities	\$21,164	PT, COVID-19		
45.310	Grants to States	Inst. of Museum and Library Svcs.	1,360,063		\$68,219	
45.310	LSTA CARES ACT State Grants	Inst. of Museum and Library Svcs.	2,242,868	COVID-19	1,800,000	COVID-19
	TOTAL LIBRARIES, IDAHO COMMISSION FOR		<u>\$3,624,095</u>		<u>\$1,868,219</u>	
	MILITARY, DIVISION OF					
12.400	Military Construction, National Guard	Department of Defense	\$19,624,556			
12.401	National Guard Military Operations and Maintenance Projects	Department of Defense	47,777,085			
12.404	National Guard ChalleNGe Program	Department of Defense	1,103,766			
20.703	Interagency Hazardous Materials Public Sector Training & Planning Grants	Department of Transportation	118,207		\$56,150	
93.982	Mental Health Disaster Assistance and Emergency Mental Health	Health and Human Services	119,153			
97.008	Nonprofit Security Grant Program	Department of Homeland Security	124,793		124,793	
97.036	Disaster Grants - Public Assistance (Presidentially Declared Disasters)	Department of Homeland Security	146,776,143	COVID-19	16,100,681	COVID-19
97.036	Disaster Grants - Public Assistance (Presidentially Declared Disasters)	Department of Homeland Security	7,318,899		6,640,109	
97.039	Hazard Mitigation Grant	Department of Homeland Security	1,024,262		975,179	
97.042	Emergency Management Performance Grants	Department of Homeland Security	3,378,268		1,425,205	
97.042	Emergency Management Performance Grants	Department of Homeland Security	686,013	COVID-19	196,645	COVID-19
97.045	Cooperating Technical Partners	Department of Homeland Security	19,434			
97.046	Fire Management Assistance Grant	Department of Homeland Security	19,207		19,207	
97.047	Pre-Disaster Mitigation	Department of Homeland Security	16,183		7,200	
97.067	Homeland Security Grant Program	Department of Homeland Security	3,032,901		2,359,002	
97.082	Earthquake Consortium	Department of Homeland Security	52,810			
97.111	Regional Catastrophic Preparedness Grant Program (RCPGP)	Department of Homeland Security	1,135			
	TOTAL MILITARY, DIVISION OF		<u>\$231,192,815</u>		<u>\$27,904,171</u>	
	PARKS AND RECREATION, DEPARTMENT OF					
15.524	Recreation Resources Management	Department of the Interior	\$269,803			
15.916	Outdoor Recreation Acquisition, Development, and Planning	Department of the Interior	1,259,896		\$604,788	

*Type of assistance other than direct cash: NC=non-cash; PT=pass-through; R&D=research & development; COVID19=COVID-19 related expenditures (CARES Act, ARPA, etc.)

STATE OF IDAHO
SCHEDULE OF EXPENDITURES OF FEDERAL AWARDS
BY STATE AGENCY
FOR THE FISCAL YEAR ENDED JUNE 30, 2022

AL	STATE AGENCY FEDERAL PROGRAM TITLE	FEDERAL DEPARTMENT	DIRECT AWARD EXPENDITURES	TYPE*	AMOUNT PROVIDED TO SUBRECIPIENTS	TYPE*
15.944	Natural Resource Stewardship	Department of the Interior	\$685,169			
20.219	Recreational Trails Program	Department of Transportation	1,380,316		\$1,092,587	
97.012	Boating Safety Financial Assistance	Department of Homeland Security	1,348,604		713,793	
	TOTAL PARKS AND RECREATION, DEPARTMENT OF		<u>\$4,943,788</u>		<u>\$2,411,168</u>	
	POLICE, IDAHO STATE					
16.017	Sexual Assault Services Formula Program	Department of Justice	\$245,294		\$61,272	
16.550	State Justice Statistics Program for Statistical Analysis Centers	Department of Justice	83,095			
16.588	Violence Against Women Formula Grants	Department of Justice	975,134		800,580	
16.593	Residential Substance Abuse Treatment for State Prisoners	Department of Justice	219,066		97,548	
16.738	Edward Byrne Memorial Justice Assistance Grant Program	Department of Justice	764,767		119,900	
16.741	DNA Backlog Reduction Program	Department of Justice	505,896			
16.742	Paul Coverdell Forensic Sciences Improvement Grant Program	Department of Justice	121,687			
16.750	Support for Adam Walsh Act Implementation Grant Program	Department of Justice	92,382			
16.813	NICS Act Record Improvement Program	Department of Justice	244,225			
16.922	Equitable Sharing Program	Department of Justice	40,837			
20.218	National Motor Carrier Safety	Department of Transportation	2,082,950			
21.016	Equitable Share	Department of Treasury	62,755			
95.001	High Intensity Drug Trafficking Areas Program	Executive Office of the President	239,309	PT	114,953	PT
	TOTAL POLICE, IDAHO STATE		<u>\$5,677,397</u>		<u>\$1,194,253</u>	
	CAREER-TECHNICAL EDUCATION, DIVISION OF					
17.268	H-1B Job Training Grants	Department of Labor	\$346,584		\$266,179	
84.002	Adult Education - Basic Grants to States	Department of Education	3,027,108		2,789,288	
84.048	Career and Technical Education - Basic Grants to States	Department of Education	6,914,207		5,947,370	
97.043	State Fire Training Systems Grant Program	Department of Homeland Security	2,583			
	TOTAL CAREER-TECHNICAL EDUCATION, DIVISION OF		<u>\$10,290,482</u>		<u>\$9,002,837</u>	
	PUBLIC TELEVISION, IDAHO					
93.434	Every Student Succeeds Act/Preschool Development Grants	Department of Education	\$5,137			
	TOTAL PUBLIC TELEVISION, IDAHO		<u>\$5,137</u>			
	PUBLIC UTILITIES COMMISSION					
20.700	Pipeline Safety Program	Department of Transportation	\$196,524			
20.721	PHMSA Pipeline Safety Program One Call Grant	Department of Transportation	5,726			
	TOTAL PUBLIC UTILITIES COMMISSION		<u>\$202,250</u>			
	SECRETARY OF STATE					
90.404	HAVA Election Security Grants	Election Assistance Commission	\$1,162,710		\$220,262	
	TOTAL SECRETARY OF STATE		<u>\$1,162,710</u>		<u>\$220,262</u>	
	SPECIES CONSERVATION, OFFICE OF					
10.691	Good Neighbor Authority	Department of Agriculture	\$1,318			
11.438	Pacific Coast Salmon Recovery - Pacific Salmon Treaty Program	Department of Commerce	4,250,639		\$1,665,131	
15.231	Fish, Wildlife and Plant Conservation Resource Management	Department of the Interior	199,680			

*Type of assistance other than direct cash: NC=non-cash; PT=pass-through; R&D=research & development; COVID19=COVID-19 related expenditures (CARES Act, ARPA, etc.)

STATE OF IDAHO
SCHEDULE OF EXPENDITURES OF FEDERAL AWARDS
BY STATE AGENCY
FOR THE FISCAL YEAR ENDED JUNE 30, 2022

AL	STATE AGENCY FEDERAL PROGRAM TITLE	FEDERAL DEPARTMENT	DIRECT AWARD EXPENDITURES	TYPE*	AMOUNT PROVIDED TO SUBRECIPIENTS	TYPE*
15.517	Fish and Wildlife Coordination Act	Department of the Interior	\$761,278		\$761,278	
15.615	Cooperative Endangered Species Conservation Fund	Department of the Interior	21,600			
15.660	Endangered Species - Candidate Conservation Action Fund	Department of the Interior	18,785			
15.666	Endangered Species Conservation-Wolf Livestock Loss Compensation and Prevention	Department of the Interior	143,900			
81.U17	Miscellaneous Bonneville Power Administration Grants	Department of Energy	3,269,146		696,035	
	TOTAL SPECIES CONSERVATION, OFFICE OF		<u>\$8,666,346</u>		<u>\$3,122,444</u>	
	STEM ACTION CENTER					
43.008	Office of STEM Engagement (OSTEM)	NASA	\$25,000			
47.076	Education and Human Resources: NSF INCLUDES Planning Grant	National Science Foundation	17,992			
	TOTAL STEM ACTION CENTER		<u>\$42,992</u>			
	STATE DEPARTMENT OF EDUCATION					
10.534	CACFP Meal Service Training Grants	Department of Agriculture	\$43,957			
10.541	Child Nutrition Technology Innovation Grant	Department of Agriculture	227,601		\$143,645	
10.553	School Breakfast Program (SBP)	Department of Agriculture	28,685,383		28,559,163	
10.555	National School Lunch Program (NSLP)	Department of Agriculture	9,420,648	NC	9,335,425	NC
10.555	National School Lunch Program (NSLP)	Department of Agriculture	114,637,906		114,375,075	
10.555	National School Lunch Program (NSLP)	Department of Agriculture	2,127,492	COVID-19	2,118,351	COVID-19
10.556	Special Milk Program for Children (SMP)	Department of Agriculture	20,936		20,936	
10.558	Child and Adult Care Food Program (CACFP)	Department of Agriculture	7,184,657		7,043,186	
10.558	Child and Adult Care Food Program (CACFP)	Department of Agriculture	495,131	COVID-19	491,717	COVID-19
10.559	Summer Food Service Program for Children (SFSPC)	Department of Agriculture	10,107,823		9,842,194	
10.560	State Administrative Expenses for Child Nutrition	Department of Agriculture	1,220,459			
10.579	Child Nutrition Discretionary Grants Limited Availability	Department of Agriculture	265,281		119,820	
10.582	Fresh Fruit and Vegetable Program	Department of Agriculture	1,675,638		1,617,874	
10.589	Child Nutrition Direct Certification Performance Awards	Department of Agriculture	877			
15.130	Indian Education Assistance to Schools	Department of the Interior	19,486		19,486	
21.027	Coronavirus State and Local Fiscal Recovery Funds	Dept of the Treasury	36,653,375	COVID-19	36,653,375	COVID-19
84.010	Title I Grants to Local Educational Agencies	Department of Education	55,370,592		54,378,790	
84.011	Migrant Education - State Grant Program	Department of Education	5,448,958		4,978,987	
84.013	Title I State Agency Program for Neglected & Delinquent Children & Youth	Department of Education	473,248			
84.027	Special Education Grants to States	Department of Education	60,415,716		57,224,979	
84.027	Special Education Grants to States	Department of Education	3,045,582	COVID-19	3,045,582	COVID-19
84.144	Migrant Education Coordination Program	Department of Education	98,533		4,021	
84.173	Special Education Preschool Grants	Department of Education	2,277,430		2,215,730	
84.173	Special Education Preschool Grants	Department of Education	239,401	COVID-19	239,401	COVID-19
84.196	Education for Homeless Children and Youth	Department of Education	357,030		244,481	
84.287	Twenty-First Century Community Learning Centers	Department of Education	5,452,276		5,059,465	
84.323	Special Education - State Personnel Development	Department of Education	590,820		197,852	
84.334	Gaining Early Awareness and Readiness for Undergraduate Programs	Department of Education	1,950,157		1,062,495	
84.358	Rural Education	Department of Education	188,510		179,698	
84.365	English Language Acquisition State Grants	Department of Education	2,434,332		2,152,696	

*Type of assistance other than direct cash: NC=non-cash; PT=pass-through; R&D=research & development; COVID19=COVID-19 related expenditures (CARES Act, ARPA, etc.)

STATE OF IDAHO
SCHEDULE OF EXPENDITURES OF FEDERAL AWARDS
BY STATE AGENCY
FOR THE FISCAL YEAR ENDED JUNE 30, 2022

AL	STATE AGENCY FEDERAL PROGRAM TITLE	FEDERAL DEPARTMENT	DIRECT AWARD EXPENDITURES	TYPE*	AMOUNT PROVIDED TO SUBRECIPIENTS	TYPE*
84.367	Improving Teacher Quality State Grants	Department of Education	\$10,027,356		\$9,356,631	
84.369	Grants for State Assessments and Related Activities	Department of Education	3,619,799			
84.424	Student Support and Academic Enrichment Program	Department of Education	5,523,530		5,177,711	
84.425D	Education Stabilization Fund - Elementary and Secondary School Emergency Relief Fund	Department of Education	116,628,959	COVID-19	115,140,124	COVID-19
84.425R	Education Stabilization Fund - Emergency Assistance for Non-Public Schools	Department of Education	3,145,463	COVID-19	3,091,841	COVID-19
84.425U	Education Stabilization Fund - ARPA ESSER III	Department of Education	43,913,574	COVID-19	43,913,574	COVID-19
84.425W	Education Stabilization Fund - ARPA ESSER - Homeless Children and Youth	Department of Education	210,210	COVID-19	210,210	COVID-19
93.079	Cooperative Agreements to Promote Adolescent Health through School-Based HIV/STD Prevention and School-Based Surveillance	Health and Human Services	62,782			
93.243	Substance Abuse and Mental Health Services Projects of Regional and National Significance	Health and Human Services	1,900,460		358,502	
	TOTAL STATE DEPARTMENT OF EDUCATION		<u>\$536,161,368</u>		<u>\$518,573,017</u>	
	TRANSPORTATION DEPARTMENT, IDAHO					
20.106	Airport Improvement Program	Department of Transportation	\$213,542			
20.205	Highway Planning and Construction	Department of Transportation	341,689,492		\$3,436,442	
20.205	Highway Planning and Construction	Department of Transportation	802,440	R&D		
20.205	Highway Planning and Construction	Department of Transportation	11,847,237	COVID-19		
20.232	Commercial Driver's License Program Improvement Grant	Department of Transportation	180,605			
20.500	Federal Transit Capital Investment Grants	Department of Transportation	427,460		427,460	
20.505	Metropolitan Transportation Planning and State and Non-Metropolitan Planning and Research	Department of Transportation	18,149			
20.509	Formula Grants for Rural Areas	Department of Transportation	6,093,210		5,798,907	
20.509	Formula Grants for Rural Areas	Department of Transportation	4,304,361	COVID-19	4,107,683	COVID-19
20.513	Enhanced Mobility of Seniors and Individuals with Disabilities	Department of Transportation	785,019		684,817	
20.526	Bus and Bus Facilities Formula, Competitive, and Low or No Emissions Programs	Department of Transportation	2,529,032		2,529,032	
20.600	State and Community Highway Safety	Department of Transportation	3,024,105		1,408,652	
20.614	NHTSA Discretionary Safety Grants and Cooperative Agreements	Department of Transportation	57,463			
20.616	National Priority Safety Programs	Department of Transportation	1,985,258		1,153,042	
	TOTAL TRANSPORTATION DEPARTMENT, IDAHO		<u>\$373,957,373</u>		<u>\$19,546,035</u>	
	VETERANS SERVICES, DIVISION OF					
64.014	Veterans State Domiciliary Care	Department of Veterans Affairs	\$312,733			
64.015	Veterans State Nursing Home Care	Department of Veterans Affairs	14,019,996			
64.015	Veterans State Nursing Home Care	Department of Veterans Affairs	9,934	COVID-19		
64.101	Burial Expense Allowances for Veterans	Department of Veterans Affairs	540,961			
64.005	Grants to States for Construction of State Home Facilities	Department of Veterans Affairs	18,068,872			
64.005	Grants to States for Construction of State Home Facilities	Department of Veterans Affairs	1,513,996	COVID-19		
93.498	Provider Relief Fund	Health and Human Services	1,008,879	COVID-19		
	TOTAL VETERANS SERVICES, DIVISION OF		<u>\$35,475,371</u>			
	VOCATIONAL REHABILITATION, DIVISION OF					
84.126	Rehabilitation Services - Vocational Rehabilitation Grants to States	Department of Education	\$12,847,574			
84.187	Supported Employment Services for Individuals with the Most Significant Disabilities	Department of Education	320,006			
93.369	ACL Independent Living State Grants	Health and Human Services	371,026		\$270,119	
	TOTAL VOCATIONAL REHABILITATION, DIVISION OF		<u>\$13,538,606</u>		<u>\$270,119</u>	

*Type of assistance other than direct cash: NC=non-cash; PT=pass-through; R&D=research & development; COVID19=COVID-19 related expenditures (CARES Act, ARPA, etc.)

STATE OF IDAHO
SCHEDULE OF EXPENDITURES OF FEDERAL AWARDS
BY STATE AGENCY
FOR THE FISCAL YEAR ENDED JUNE 30, 2022

AL	STATE AGENCY FEDERAL PROGRAM TITLE	FEDERAL DEPARTMENT	DIRECT AWARD EXPENDITURES	TYPE*	AMOUNT PROVIDED TO SUBRECIPIENTS	TYPE*
	WATER RESOURCES, DEPARTMENT OF					
66.204	EPA Multipurpose Grant	Environmental Protection Agency	\$20,822			
66.433	State Underground Water Source Protection	Environmental Protection Agency	84,670			
81.U14	Tributary Water Conservation	Department of Energy	586,550			
97.023	Community Assistance Program State Support Services Element (CAP-SSSE)	Department of Homeland Security	113,574			
97.041	National Dam Safety Program	Department of Homeland Security	179,883			
97.045	Cooperating Technical Partners	Department of Homeland Security	5,279			
	TOTAL WATER RESOURCES, DEPARTMENT OF		<u>\$990,778</u>			
	WORKFORCE DEVELOPMENT COUNCIL					
17.285	Apprenticeship USA Grants	US Department of Labor	\$613,141		\$498,320	
21.027	Coronavirus State and Local Fiscal Recovery Funds	Department of Treasury	14,704	COVID-19		
	TOTAL WORKFORCE DEVELOPMENT COUNCIL		<u>\$627,845</u>		<u>\$498,320</u>	
	TOTAL EXPENDITURES OF FEDERAL AWARDS		<u>\$5,078,670,451</u>		<u>\$896,393,287</u>	

*Type of assistance other than direct cash: NC=non-cash; PT=pass-through; R&D=research & development; COVID19=COVID-19 related expenditures (CARES Act, ARPA, etc.)