



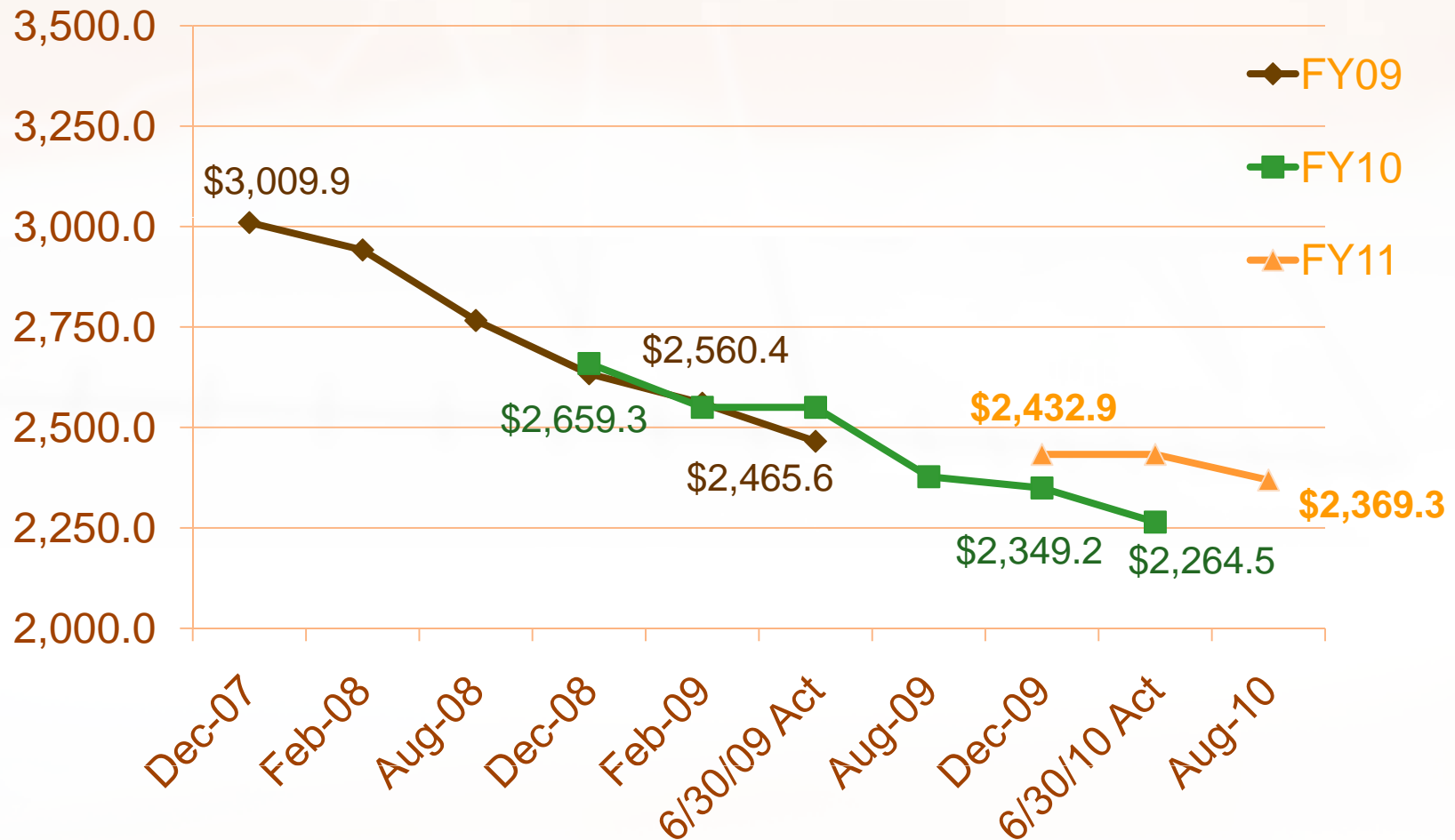
# **Economic Outlook & Revenue Assessment Committee**

Idaho Legislative Budget Outlook

January 7, 2011

# FY09 – FY 11 General Fund Forecast History & Actual Collections

\$ Millions



## General Fund Comparison JFAC Action to Prior Year's Budget

Department/Agency	FY 2009 Orig Approp	FY 2010 Tot Approp	FY 2011 Orig Approp	Chg from '09	% of Total
Public School Support	1,418,542,700	1,148,615,300	1,214,280,400	(14.4%)	50.9%
H&W Medicaid	402,492,800	290,910,300	298,236,300	(25.9%)	12.5%
College and Universities	285,151,500	224,071,500	217,510,800	(23.7%)	9.1%
Dept of Correction	175,915,200	147,621,200	147,851,200	(16.0%)	6.2%
Health & Welfare	184,785,100	143,967,700	138,098,800	(25.3%)	5.8%
Prof- Technical Educ	54,899,400	48,349,100	47,577,400	(13.3%)	2.0%
Juvenile Corrections	40,029,300	33,538,500	32,847,200	(17.9%)	1.4%
Judicial Branch	31,862,500	28,570,400	27,668,900	(13.2%)	1.2%
Community Colleges	29,666,400	24,433,900	23,966,800	(19.2%)	1.0%
Revenue & Taxation	29,011,500	24,661,900	26,393,800	(9.0%)	1.1%
Ag Research & Exten	28,249,200	23,054,000	22,559,000	(20.1%)	0.9%
Catastrophic Health Care	20,767,700	33,771,700	18,271,200	(12.0%)	0.8%
Idaho State Police	24,529,500	16,419,200	13,663,900	(44.3%)	0.6%
Total Top 13 Agencies	2,725,902,800	2,187,984,700	2,228,925,700	(18.2%)	93.5%
Total Lowest 40 Agencies	233,380,600	165,357,200	154,910,300	(33.6%)	6.5%
<b>STATEWIDE TOTAL</b>	<b>2,959,283,400</b>	<b>2,353,341,900</b>	<b>2,383,836,000</b>	<b>(19.4%)</b>	

# Use of Reserves/Federal Assistance


<i>\$\$Millions</i>	FY 09	FY 10	FY 11	Total
Title 14 ARRA Public Schools, Higher Ed		\$196.9	\$4.8	\$201.7
Title 14, ARRA Gen Gov			7.4	7.4
Education Jobs Fund			51.6	51.6
Public Ed Stabilization	\$100.1	(4.5)	12.0	107.6
Subtotal Education	\$100.1	\$192.4	\$75.8	\$368.3
Title 14 ARRA Gen Gov	\$17.5	\$18.0	\$2.0	\$37.5
FMAP ARRA	52.3	125.8	139.0	317.1
Gen Fund Cash Bal	239.5			239.5
Budget Stabilization	12.4	97.4	30.1	139.9
Eco Recovery & Reserve		20.0	48.8	68.8
Subtotal All Agencies	\$321.7	\$261.2	\$219.9	\$802.8
<b>Grand Total</b>	<b>\$421.8</b>	<b>\$453.6</b>	<b>\$295.7</b>	<b>\$1,171.1</b>

## Funding or Solutions Used in FY 2011 Not Available for FY 2012

<b>Category</b>	<b>Amount</b>
1. One-Time Funding	\$90,300,000
2. Temporary Funding	139,000,000
3. One-Time Solutions	35,100,000
4. One-Time Appropriations	5,600,000
Total	\$270,000,000


## Relied Upon One-Time Fund Balances - \$90.3M

- 1) Budget Stabilization Fund
  - \$30.1M
- 2) Economic Recovery Reserve Fund
  - \$48.8M
- 3) General Government Stimulus Funds
  - a) Public Schools enrollment growth
    - \$7.4M
  - b) IDOC personnel costs
    - \$2M
- 4) Project Choice ISP fund shift off Gen Fund
  - \$2M



## Relied Upon Temporary Revenues - \$143M

- 1) **Health & Welfare - \$139M**
  - FMAP enhanced match rate that the state received for FY 2009 – FY 2011
  
- 2) **Judicial Branch - \$4M**
  - Emergency surcharge for FY 2011 – FY 2013



## Relied Upon One-Time Solutions

- 1) Health Insurance Premium Holidays for State Employees - \$14.8M
  - Removed \$1,400 per eligible FTP
  - Used reserves for increased costs
- 2) H457 Delayed fund shift off fuel taxes - \$20.3M
  - Idaho State Police \$15.4M
  - Parks & Recreation \$4.9M


## Requires Legislative Action to Continue

- 3) Health & Welfare - \$42.5M
  - Temporary rules and intent language for benefit reductions
  - Lawsuits – halting or delaying planned changes in benefits
- 4) Public Schools - \$30.2M
  - Set aside statute for one year to freeze programs or redirected program funding into discretionary funding



## Relied Upon One-Time Appropriations for Ongoing Needs - \$5.6M

- 1) Catastrophic Health Care (CAT Fund) - \$4M
- 2) Tax Commission - \$1.6M
  - Phase 2 of Gov's Initiative for additional collections annualized cost of \$2.8M



# Funding or Solutions Used in FY 2011 Not Available for FY 2012

<b>Category</b>	<b>Amount</b>
1. One-Time Funding	\$90,300,000
2. Temporary Funding	139,000,000
3. One-Time Solutions	35,100,000
4. One-Time Appropriations	5,600,000
Total	\$270,000,000
<b>Plus:</b>	
5. Public School Enrollment	22,900,000
6. Medicaid Growth	33,000,000
7. Correction's Growth	6,000,000
8. Catastrophic Health Care	6,400,000
9. Tax Auditors – Phase 2	1,200,000
Total	\$339,500,000

# FY 2012 Request

<b>REVENUE: (\$ millions)</b>	<b>3% in FY12 over 1.8% in FY11</b>	<b>3% in FY12 over 3% in FY11</b>	<b>4% in FY12 over DFM 4.7% in FY11</b>
<b>Beginning Balance</b>	\$0	\$0	\$20.0
<b>FY 2012 Hypothetical Rev Estimate</b>	2,375.0	2,402.5	2,464.7
<b>H588 Grocery Tax Credit</b>	(15.0)	(15.0)	(15.0)
<b>H630 Education Credit</b>	(5.0)	(5.0)	(5.0)
<b>TOTAL REVENUE</b>	2,355.0	2,382.5	2,464.7
<b>Statutory Transfer to Bud Stabiliz Fund</b>			(14.9)
<b>FY 2012 Base with OG Supplementals</b>	2,412.7	2,412.7	2,412.7
<b>Benefit Costs - Hlth Insurance &amp; PERSI</b>	16.7	16.7	16.7
<b>Inflationary Increases</b>	2.2	2.2	2.2
<b>Replacement Items</b>	11.9	11.9	11.9
<b>Statewide Cost Allocation</b>	(1.8)	(1.8)	(1.8)
<b>Change in Employee Compensation</b>	14.2	14.2	14.2
<b>Public School Enrollment &amp; Transport</b>	22.9	22.9	22.9
<b>Professional Technical Secondary Adj</b>	.2	.2	.2
<b>Higher Ed Workload Adjustment</b>	10.0	10.0	10.0
<b>Health &amp; Welfare - FMAP/Caseload/Pricing</b>	172.5	172.5	172.5
<b>Public Schools - Replace OT ARRA Funds</b>	6.9	6.9	6.9
<b>Catastrophic Health Care Program</b>	10.4	10.4	10.4
<b>Dept of Correction</b>	10.7	10.7	10.7
<b>Idaho State Police/Parks &amp; Recreation</b>	25.9	25.9	25.9
<b>Tax Commission - Phase 2 Auditors</b>	2.8	2.8	2.8
<b>All Other Requests</b>	85.0	85.0	85.0
<b>Total Request</b>	2,803.2	2,803.2	2,803.2
<b>ENDING BALANCE</b>	(\$448.2)	(\$420.7)	(\$353.3)

## General Fund Comparison Legislative Action & Agencies Request

Department/Agency	FY 2009 Orig Approp	FY 2011 Orig Approp	Chg from '09	FY 2012 Request	Chg from '11
Public School Support	1,418,542,700	1,214,280,400	(14.4%)	1,293,431,500	6.5%
H&W Medicaid	402,492,800	298,236,300	(25.9%)	471,550,700	58.1%
College and Universities	285,151,500	217,510,800	(23.7%)	260,547,100	19.8%
Dept of Correction	175,915,200	147,851,200	(16.0%)	168,807,700	14.2%
Health & Welfare	184,785,100	138,098,800	(25.3%)	146,885,900	6.4%
Prof- Technical Educ	54,899,400	47,577,400	(13.3%)	53,066,700	11.5%
Juvenile Corrections	40,029,300	32,847,200	(17.9%)	36,267,400	10.4%
Judicial Branch	31,862,500	27,668,900	(13.2%)	28,567,300	3.2%
Community Colleges	29,666,400	23,966,800	(19.2%)	32,219,200	34.4%
Revenue & Taxation	29,011,500	26,393,800	(9.0%)	32,716,400	24.0%
Ag Research & Exten	28,249,200	22,559,000	(20.1%)	23,937,200	6.1%
Catastrophic Health Care	20,767,700	18,271,200	(12.0%)	31,922,700	74.7%
Idaho State Police	24,529,500	13,663,900	(44.3%)	37,853,300	177.0%
Total Top 13 Agencies	2,725,902,800	2,228,925,700	(18.2%)	2,617,773,100	17.4%
Total Lowest 40 Agencies	233,380,600	154,910,300	(33.6%)	185,392,800	19.7%
<b>STATEWIDE TOTAL</b>	<b>2,959,283,400</b>	<b>2,383,836,000</b>	<b>(19.4%)</b>	<b>2,803,165,900</b>	<b>17.6%</b>