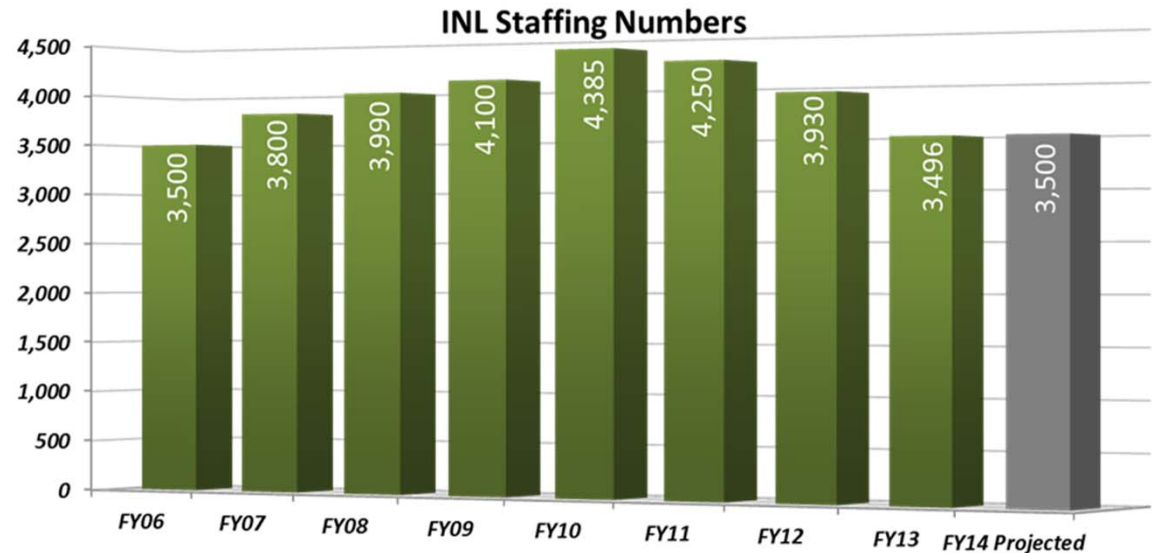
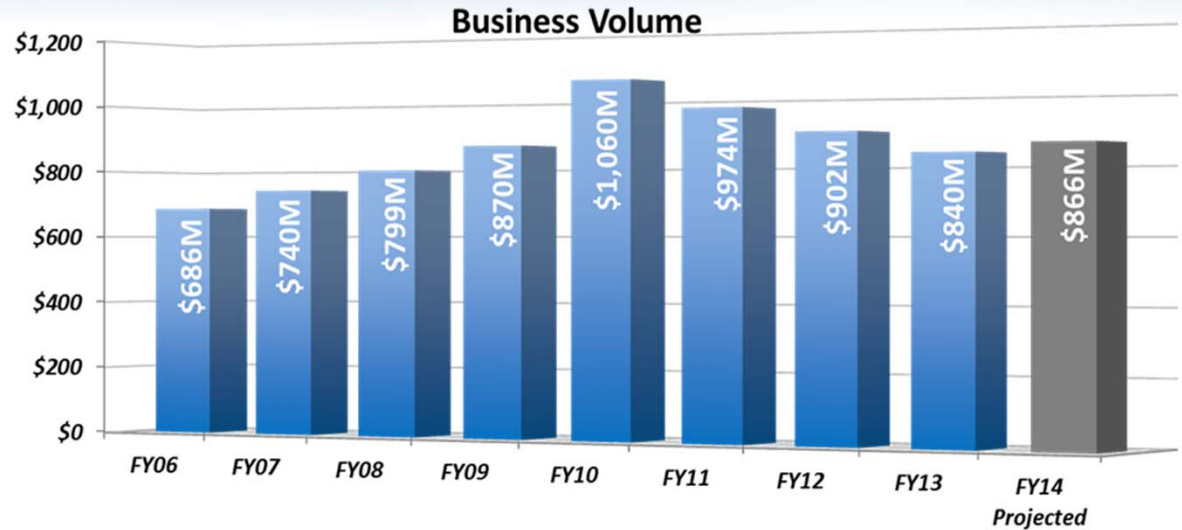


INL's Economic Impact — FY 2013

- **FY 2013 Business Volume of \$840M**
 - FY 2013 Payroll of **\$332M**
- **Procurement**
 - \$106M worth of goods & services from **Idaho** large and small businesses
- **Employment**
 - Eastern Idaho's largest employer
 - Federal budgets have significantly impacted INL employment (down ~900 from peak year)
- **FY 2013 Business Volume \$840M**
 - Economic circumstances have driven business volume down significantly since 2010 (down ~\$200M from peak year)



INL's Economic Impact—Small Business 2013

Socioeconomic Goals

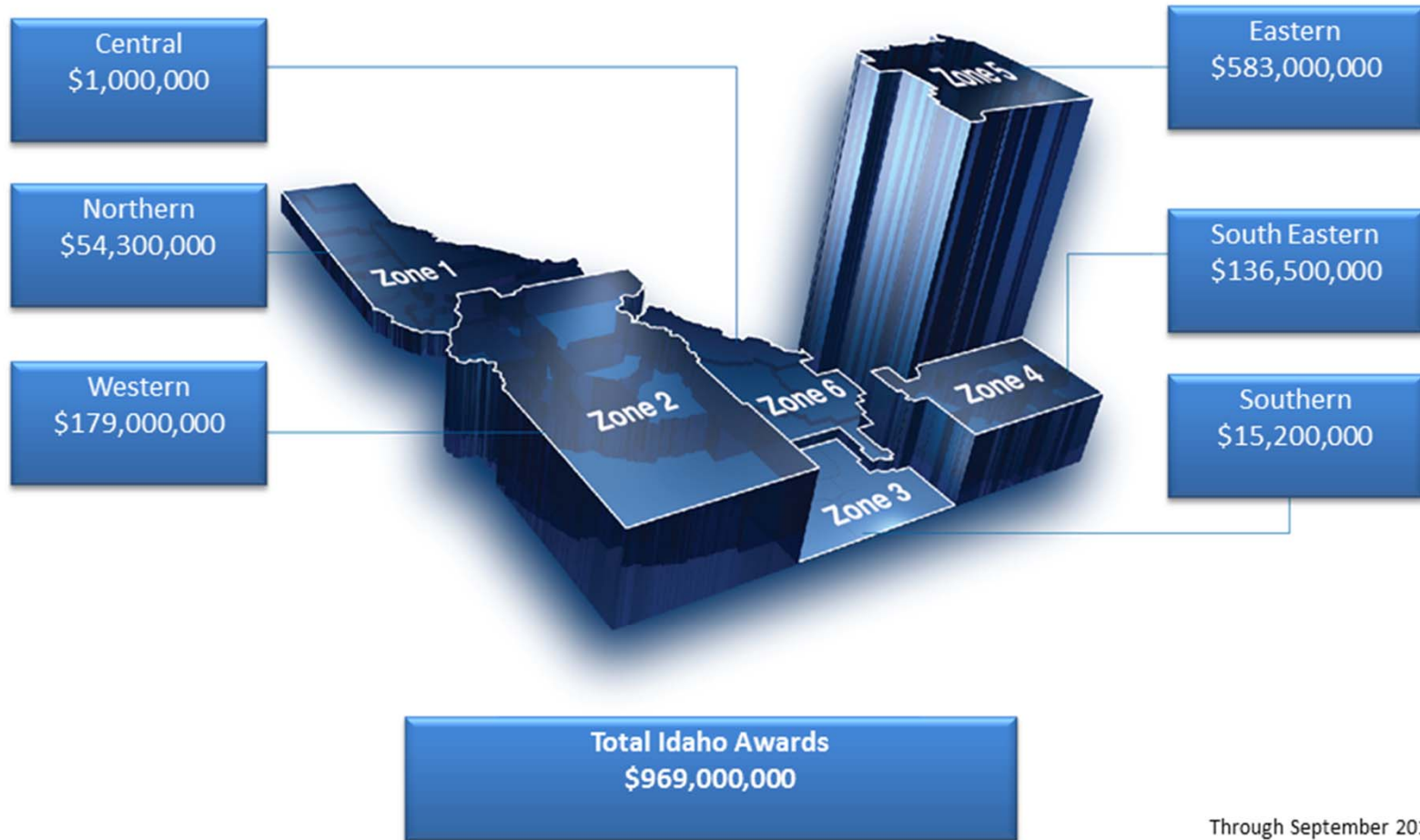
FY-13 Small Business Volume \$119,361,588

Small Business Category	INL FY13 Goals	INL FY13 Attainment
Small Disadvantage Business	\$13,311,000	\$11,045,188
HUBZone Small Business	\$6,655,500	\$7,426,234
Women-Owned Small Business	\$13,311,000	\$28,709,458
Service-Disabled Veteran-Owned Small Business	\$7,986,600	\$3,322,370

**FY-13 Goal Estimated
Procurement Volume
\$306,000,000**

**FY-13 Actual Total
Procurement Volume
\$276,436,000**

BEA Idaho Awards



Through September 2013