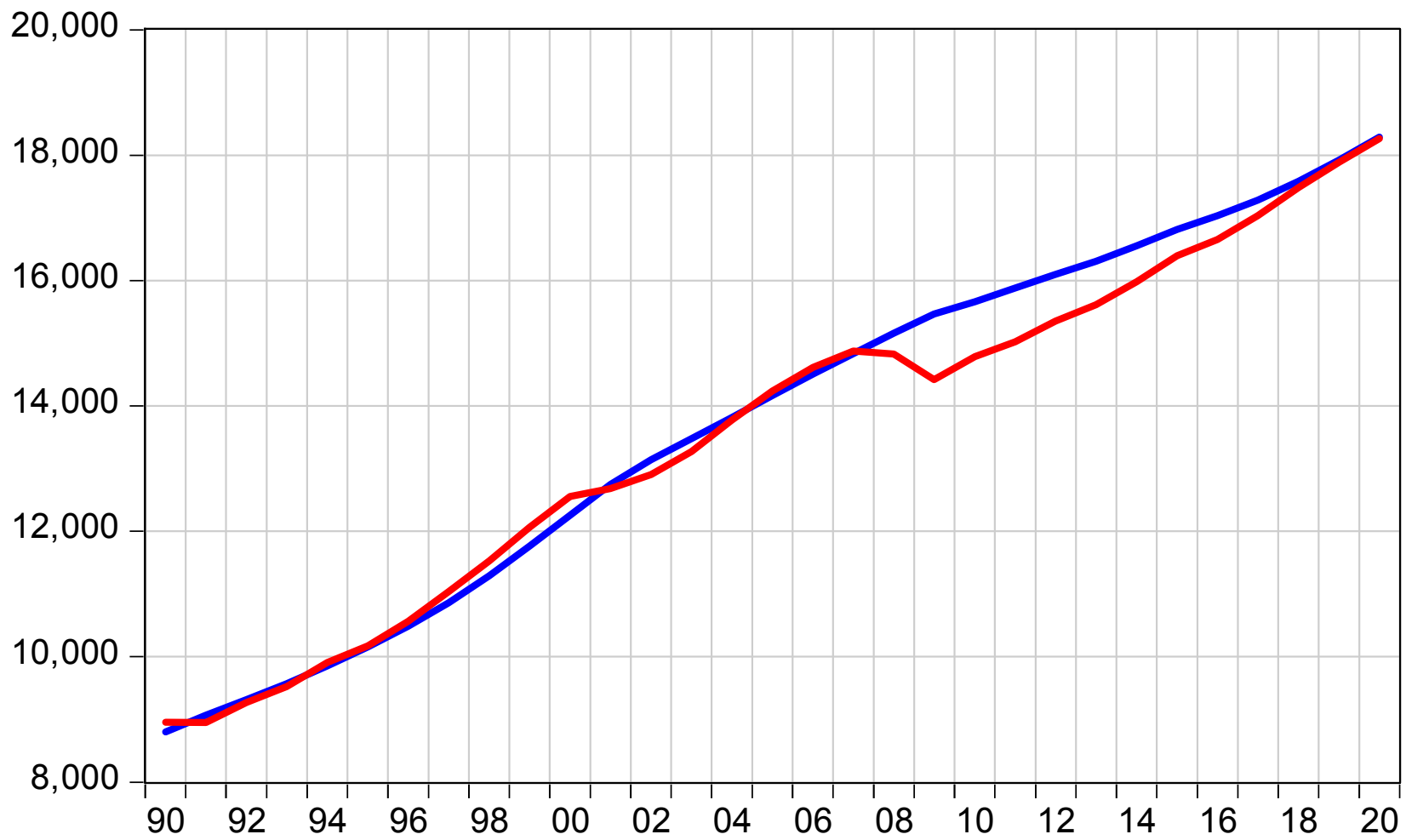


**FORECAST OF GENERAL FUND
REVENUES
FOR FISCAL YEARS 2017-2019**

Scott Benson – ISU

Don Holley – BSU

Eric Stuen - UI



— Potential GDP, \$2009 — Real GDP

Concerns

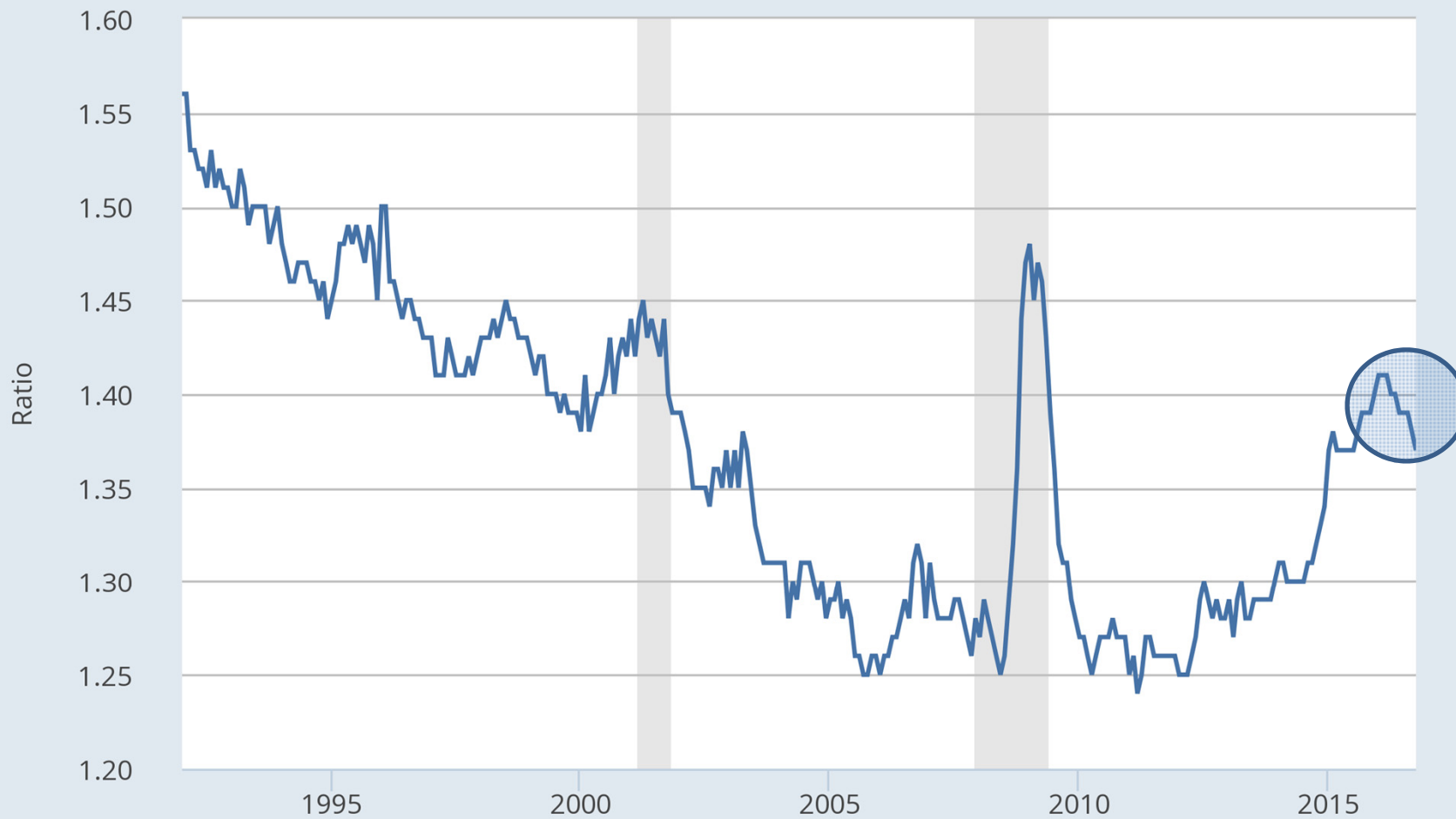
The Fed is raising interest rates but that's a sign of a strong economy rather than a weakening economy

The political environment is unsettled

- How will the new administration use fiscal policy?
- Will the new administration move to deregulate?
- Immigration? Trade? Alternative to ACA?

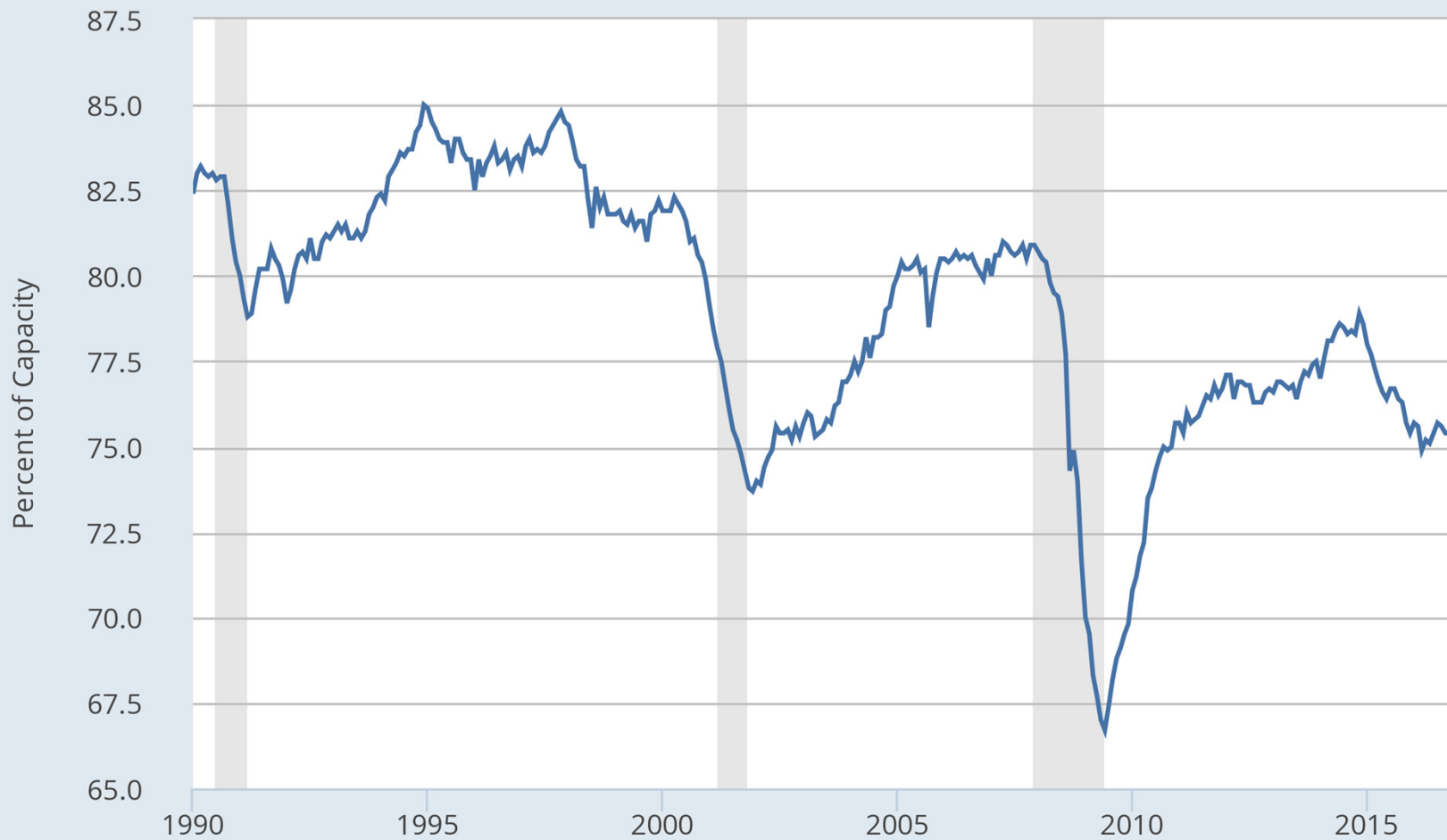
An appreciating dollar weakens export growth

— Total Business: Inventories to Sales Ratio





— Capacity Utilization: Total Industry

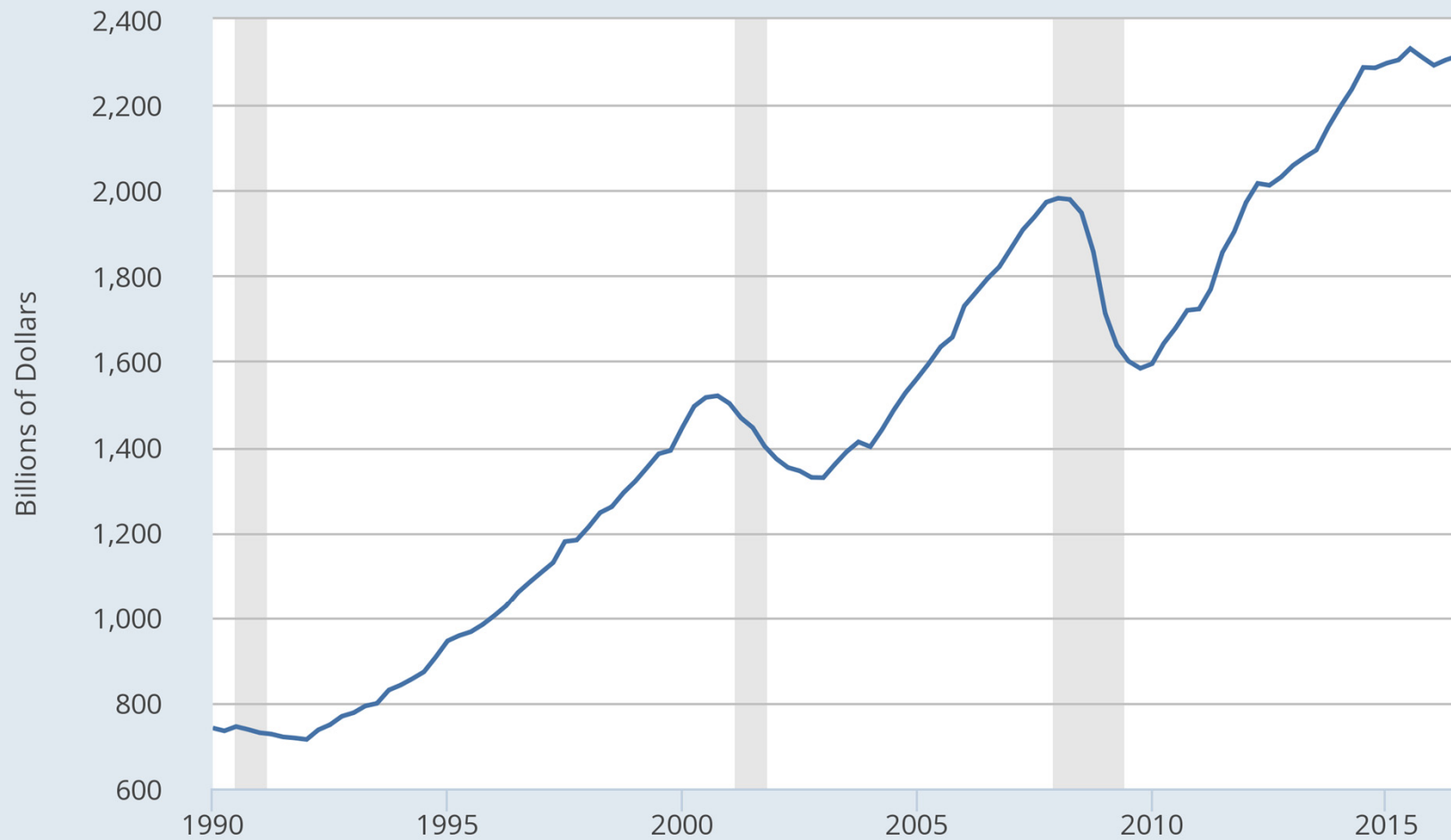


Source: Board of Governors of the Federal Reserve System (US)
fred.stlouisfed.org

myf.red/g/chrS



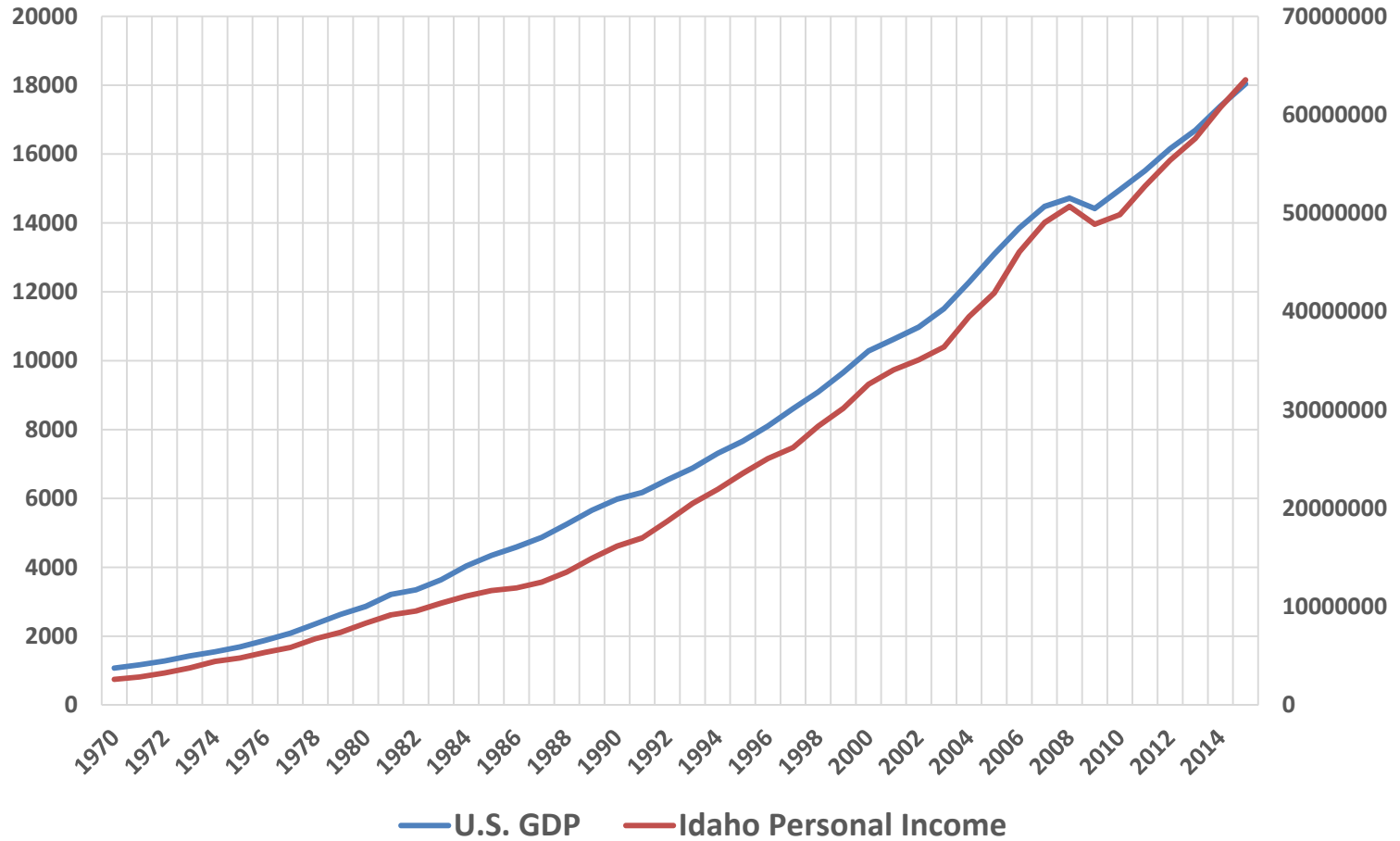
— Private Nonresidential Fixed Investment



Source: U.S. Bureau of Economic Analysis
fred.stlouisfed.org

myf.red/g/chs9

U.S. GDP (in billions of \$) and Idaho Personal Income (in thousands of \$)



	Nov-15		Nov-16	
	TOTAL		TOTAL	
AREA / COUNTY	EMPLOYMENT		EMPLOYMENT	
LEWISTON MSA	28,964		30,197	5.3%
BOISE CITY MSA	307,905		320,993	5.2%
POCATELLO MSA	39,509		41,001	5.5%
IDAHO FALLS MSA	61,387		63,824	5.0%
COEUR D'ALENE MSA	67,496		69,139	5.0%
BURLEY MICRO AREA	21,478		21,746	5.8%
REXBURG MICRO AREA	25,620		27,565	10.3%
TWIN FALLS MICRO AREA	48,462		51,079	7.8%
GRANGEVILLE SLMA	7,627		7,396	3.3%
HAILEY SLMA	14,526		13,986	-2.3%
BLACKFOOT MICRO AREA	21,148		21,605	6.7%
MOUNTAIN HOME MICRO AREA	10,392		10,293	2.6%
MOSCOW MICRO AREA	18,963		19,717	7.2%
SANDPOINT MICROPOLITAN AREA	17,181		17,457	3.4%
STATE OF IDAHO	753,805		780,060	5.2%

Actual for FY2016

Forecast for FY2017 through FY2019

	Fiscal Year			
	2016	2017	2018	2019
Individual income Tax	1513.2	1600.6	1706.4	1844.0
	2.9%	5.8%	6.6%	8.1%
Corporate Income Tax	186.9	207.7	225.3	238.0
	-13.2%	11.1%	8.5%	5.6%
Sales Tax	1303.0	1362.6	1445.3	1530.0
	6.9%	4.6%	6.1%	5.9%
Product Taxes	51.8	56.4	59.0	61.5
	13.9%	8.9%	4.5%	4.3%
Miscellaneous Revenues	128.8	126.5	133.4	140.8
	21.2%	-1.8%	5.4%	5.6%
Total	3183.7	3353.8	3569.4	3814.3
	4.2%	5.3%	6.4%	6.9%