



Idaho Medical Association

**Joint Legislative
Economic Outlook and Revenue
Assessment Committee**

IMA President-Elect

William Woodhouse MD

January 5, 2018



Healthy Idaho Economy

- Idaho physicians help keep our citizens healthy, but they also keep our state's economy healthy
 - Medical practices are small businesses
 - Patient-care physicians are important drivers of Idaho's economy
 - Major professional activity is providing healthcare services to patients, as opposed to administration, research, etc.
-



Total Output

- Total Annual Output of Idaho Physicians is \$5.2 Billion, or 7.9% of Idaho's Gross State Product (GSP)
 - Direct: patient visits, other revenue (medical and non-medical)
 - Indirect: sales of equipment to practice, etc.
- Output multiplier = 1.86
 - For every \$1.00 of direct output, 86¢ of indirect output is generated



Workforce / Jobs

- Physician shortage
 - Idaho ranks 49th in U.S. for physician to patient ratio
- 2,738 active patient-care physicians in Idaho
- Idaho medical offices directly create 13,253 jobs (physicians, other providers, staff) and indirectly create 19,926 jobs



Workforce / Jobs

- 33,179 total jobs are supported by Idaho physicians (direct and indirect)
- 12.1 jobs in the Idaho economy are generated by each physician, including his/her own
- Employment multiplier = 7.14
 - For every \$1 Million of direct output, 7.14 FT jobs are created outside of medical offices



Wages & Benefits

- The value of direct wages & benefits of physicians and employees is \$1.7 Billion
 - Physicians, clinical and administrative staff
- Physicians generate \$725.8 Million in indirect wages and benefits
- Total wages & benefits of \$2.5 Billion
- Payroll multiplier = 0.26
 - For every \$1.00 of direct output, 26¢ of indirect compensation is generated

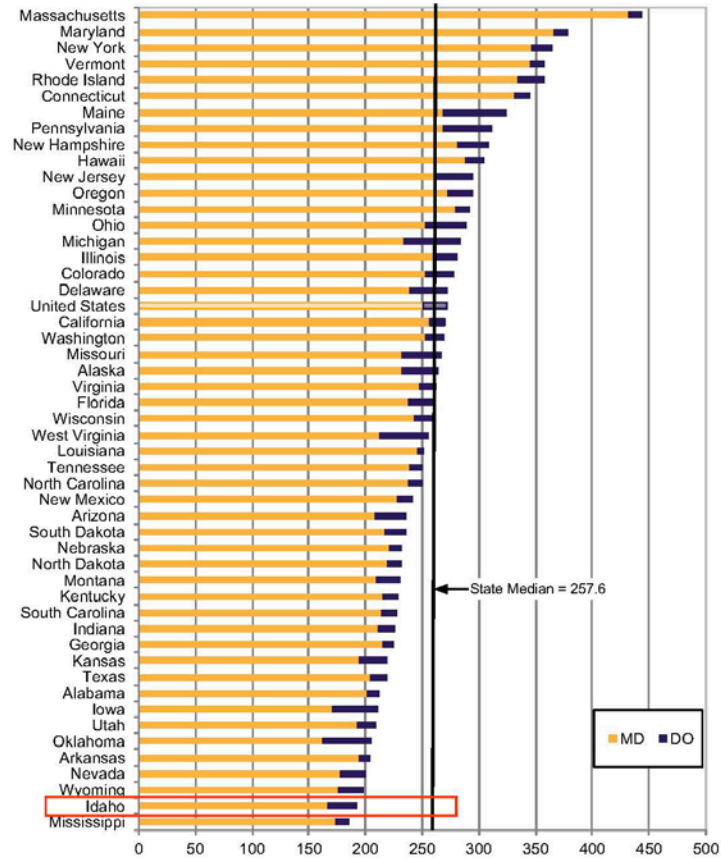


Tax Revenues

- Idaho physicians generate state and local taxes of \$168.6 Million
 - \$61,584 per physician
- State & local income taxes
- Property taxes
- Business taxes
- Social Security taxes



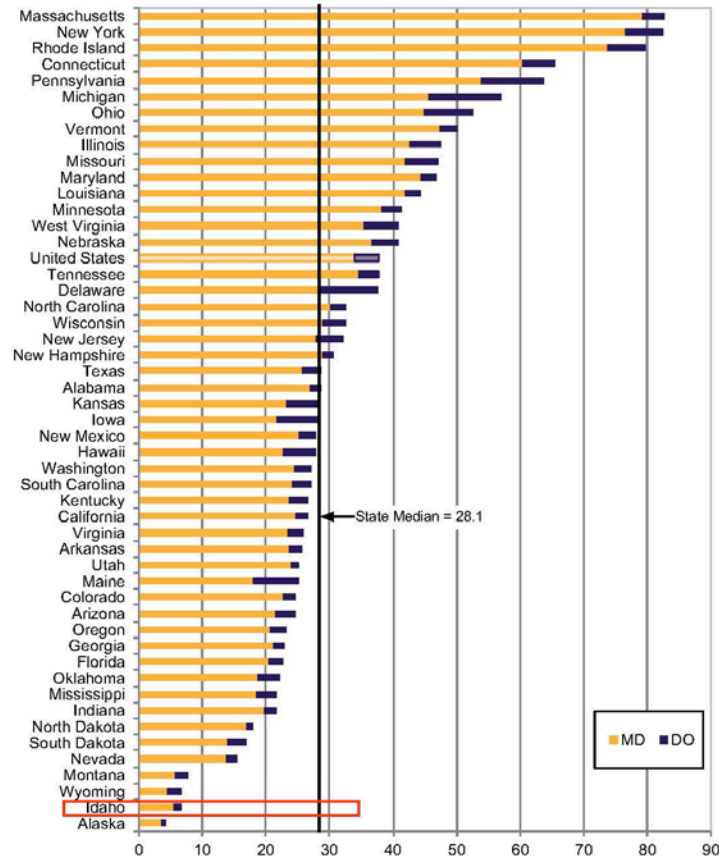
Figure 1.1. Active physicians per 100,000 population by degree type, 2016.



Sources: July 1, 2016, population estimates are from the U.S. Census Bureau (released December 2016). Physician data are from the 2017 AMA Physician Masterfile (December 31, 2016).
Note: Physicians whose school type was unavailable (n = 39) are excluded.



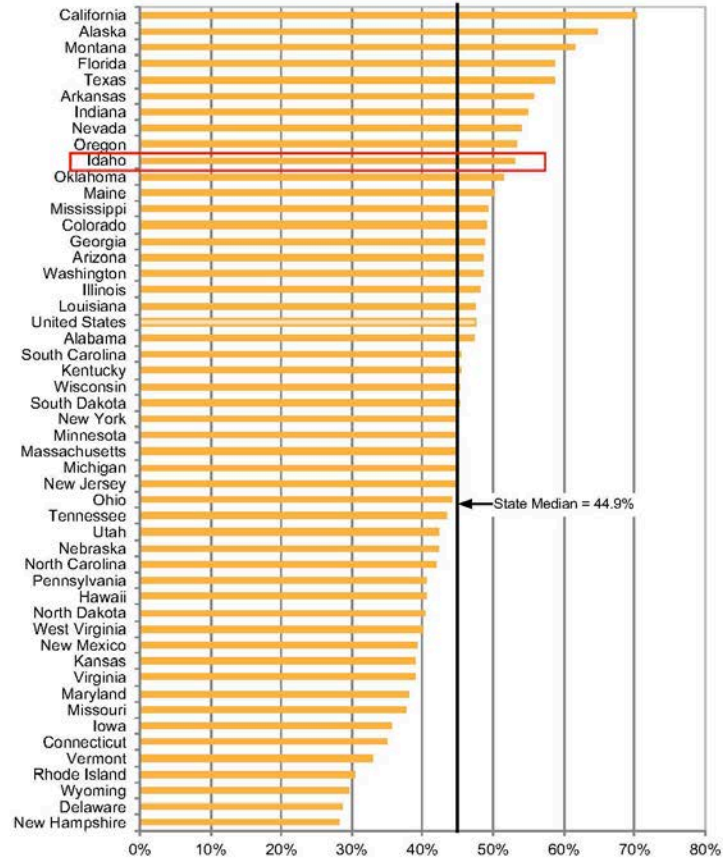
Figure 3.1. Residents and fellows on duty as of December 31, 2016, in ACGME-accredited programs per 100,000 population by degree type.



Sources: July 1, 2016, population estimates are from the U.S. Census Bureau (released December 31, 2016). Resident physician data are from the National GME Census in GME Track® as of August 2017.



Figure 4.3. Percentage of physicians retained from graduate medical education (GME), 2016.



Source: AMA Physician Masterfile (December 31, 2016).



What's Next for Idaho Physicians?

- Support for Idaho State Board of Education 10-Year Graduate Medical Education Expansion Plan:
 - At conservative retention rates (50%), the 178 new Idaho physicians would
 - Generate \$338.2 Million in total output
 - Generate \$160.4 Million wages/benefits
 - Add 2,154 high-paying jobs
 - Generate \$10.96 Million in state/local taxes



In Closing

- The importance of physicians to the health of Idahoans cannot be understated
- The importance of physicians as economic drivers in Idaho is an important factor that is often overlooked
- A single physician can be the reason a small town can survive and thrive



Questions?

Joint Legislative Economic Outlook and Revenue Assessment Committee

Thank You!
