



Why Data Matter

Paige Kowalski, Director, State Policy and Advocacy

September 12, 2013

@EdDataCampaign

#EdData

Why Are We Here?



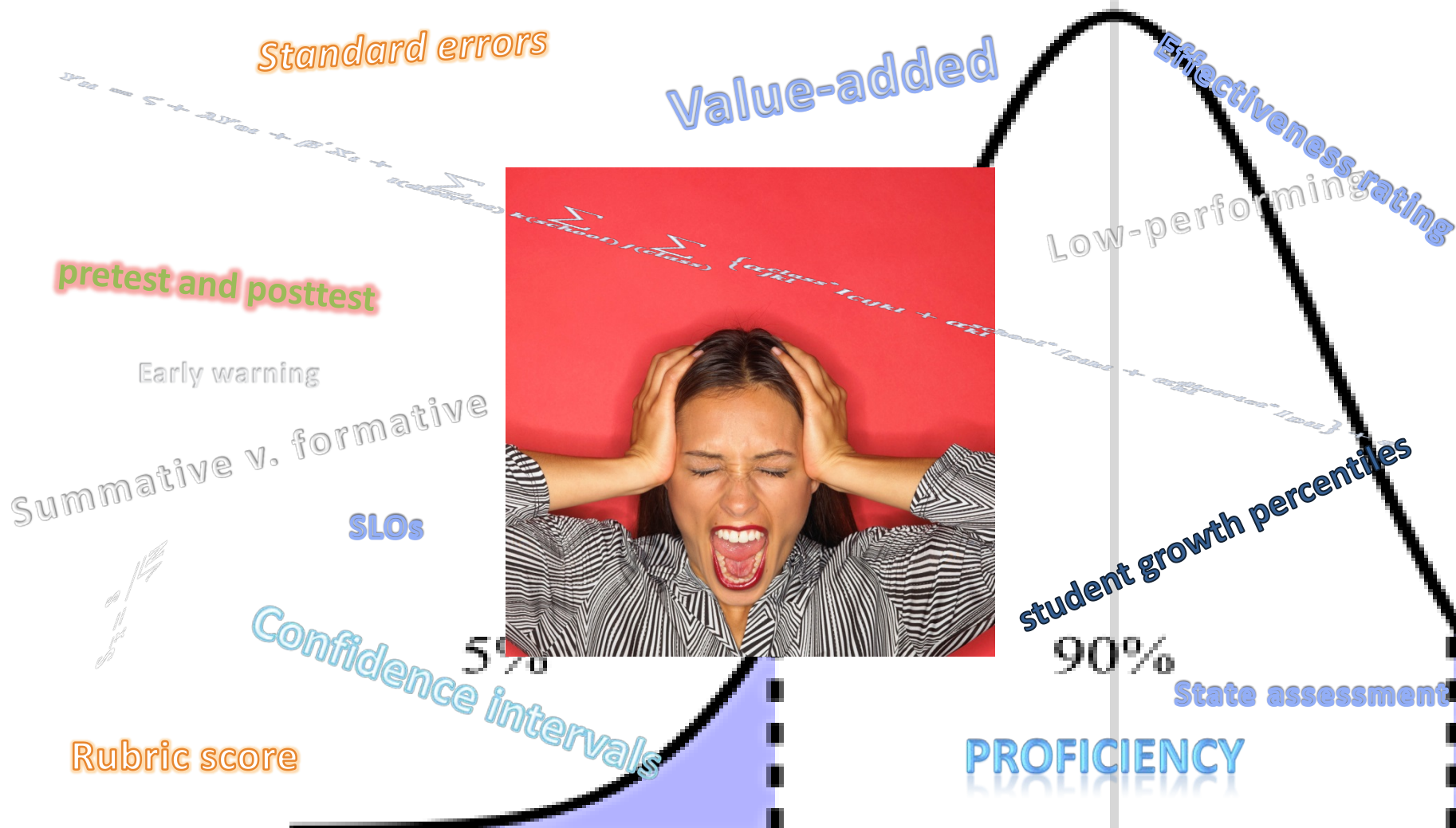
Q: Is my child on track to graduate college and career ready?

A: I don't know. The box isn't telling.

@EdDataCampaign

#EdData

Idaho Educators Need Data to Work FOR Them



How Data Can Help Us Make Better Decisions




➤ *In the education sector, leaders...*

- Make decisions by hunch or anecdote
- Throw darts hoping to hit the bullseye

➤ *In all other sectors, leaders...*

- Make decisions based on data
- Have dashboards at their fingertips




➤ *To get from “here” to “there,” leaders...*

- Must lead a culture change
- Support data use for continuous improvement


Effective Data Use Means Continuous Improvement



**PAST:
COMPLIANCE**



**PRESENT:
ACCOUNTABILITY**



**FUTURE:
CONTINUOUS
IMPROVEMENT**

Longitudinal Data Improves the Picture

	Snapshot	Longitudinal
Student Level	<p>Data on individual students from a single point in time</p> <p><i>To answer: What is my child's test score this year?</i></p>	<p>Data on individual students followed over time</p> <p><i>To answer: Is my child on track to graduate college and career ready?</i></p>
Aggregate Level	<p>Data on a group of students at a single point in time</p> <p><i>To answer: What percentage of students at Elementary School A scored proficient last year?</i></p>	<p>Data on the same group of students followed over time</p> <p><i>To answer: What percentage of students at Elementary School A are on track to graduate CCR?</i></p>

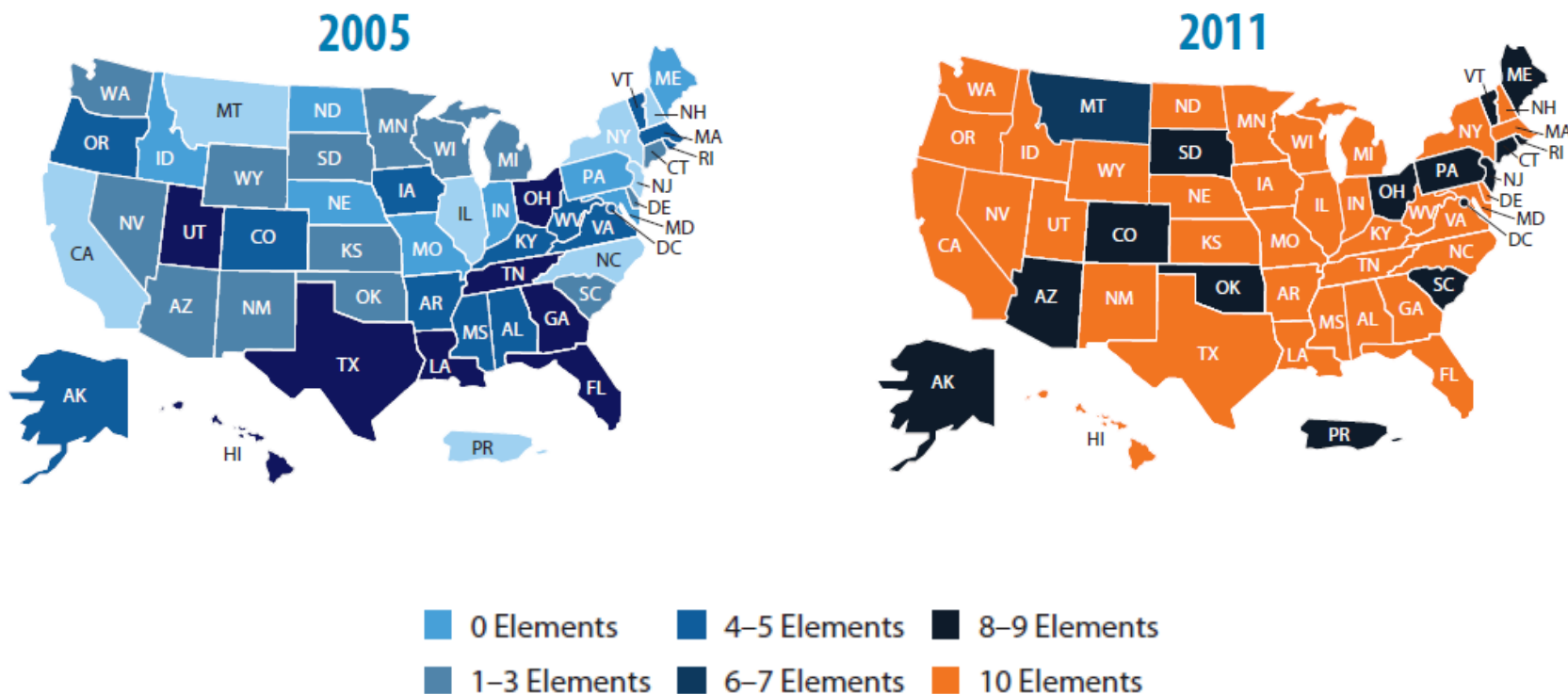
What's In My LDS, Anyway?

10 Essential Elements



- ELEMENT 1** Statewide student identifier
- ELEMENT 2** Student-level enrollment data
- ELEMENT 3** Student-level test data
- ELEMENT 4** Information on untested students
- ELEMENT 5** Statewide teacher identifier with a teacher-student match
- ELEMENT 6** Student-level course completion (transcript) data
- ELEMENT 7** Student-level SAT, ACT, and Advanced Placement exam data
- ELEMENT 8** Student-level graduation and dropout data
- ELEMENT 9** Ability to match student-level P–12 and higher education data
- ELEMENT 10** State data audit system

Every State Has Capacity to Empower Education Stakeholders with Data

36 states have all 10 Elements, up from zero in 2005



Start With Your Questions!



@EdDataCampaign

#EdData

The Importance of P20/Workforce Longitudinal Data

Early Childhood

K-12

Postsecondary

Workforce

What is the CCR graduation rate by high school?

Which early childhood programs best prepare students for kindergarten?

To what degree are high school math grades predictors of readiness for college math?

Is my state preparing students to successfully meet industry needs?

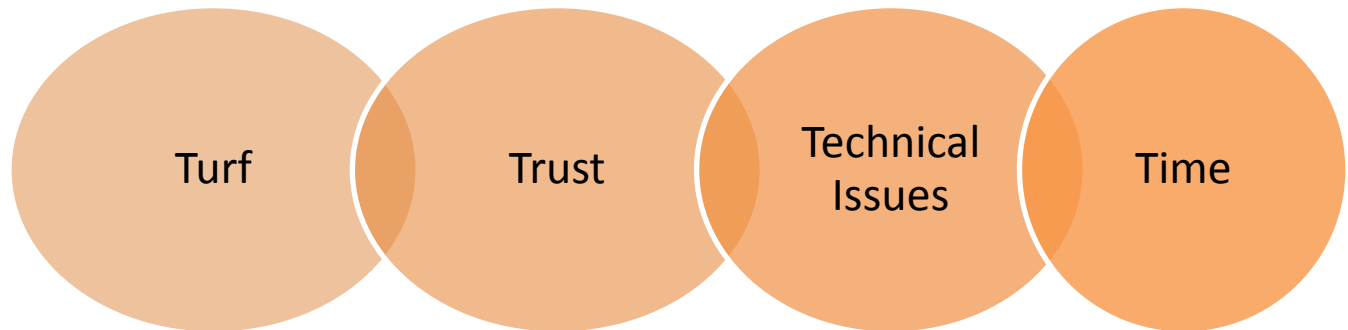
How successful are college graduates in the workforce by major or credential?

To Answer Your Questions You Must:

Support
effective
data use by:



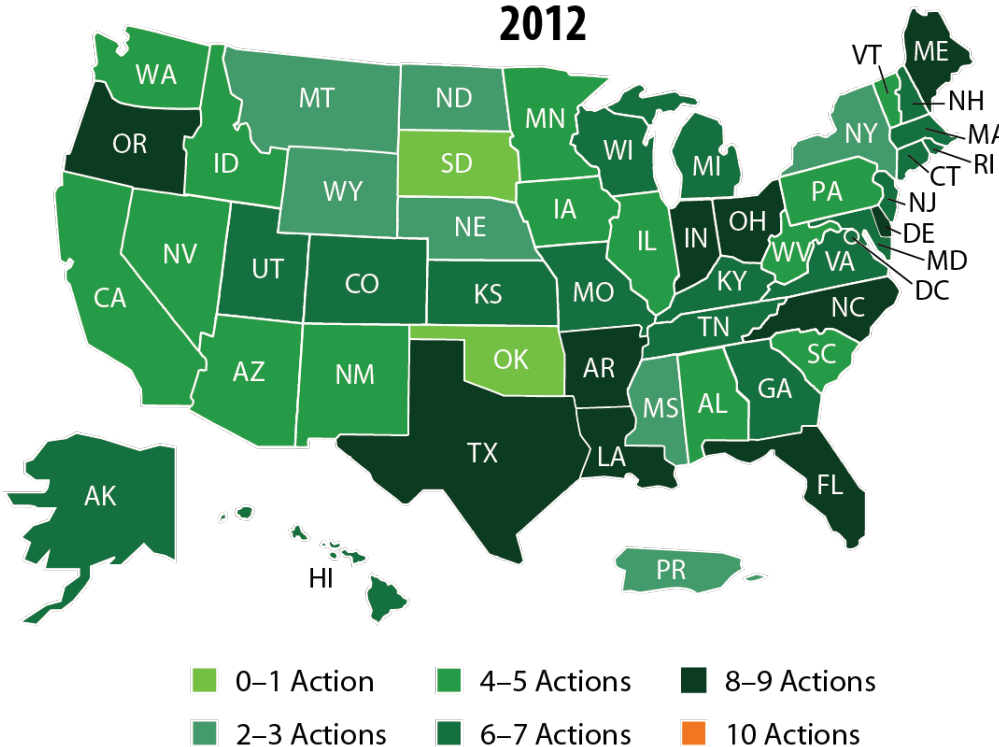
Overcome
“snags”
including:



Changing Culture is *Harder* than Building Systems

No state has all 10 Actions

STATUS OF STATE ACTIONS 2012



10 State Actions

1. Link P-20/W Data Systems (14 states)
2. *Create stable, sustained support (35)*
3. *Develop governance structures (40)*
4. *Build data repositories (45)*
5. Provide timely data access (5)
6. *Create individual student progress reports (36)*
7. *Create longitudinal reports (42)*
8. *Develop research agenda (38)*
9. Build educator capacity (6)
10. Raise awareness of available data (26)

We've Come a Long Way Baby!

The average state had 4-5 of the 10 Essential Elements of Statewide Longitudinal Data Systems

17 states publicly posting at least two reports using aggregate longitudinal data

The average state had 9-10 Elements, all states committed to build all 10

42 states publicly posting at least two reports using aggregate longitudinal data

2005

2006

2007

2008

2009

2010

2011

2012

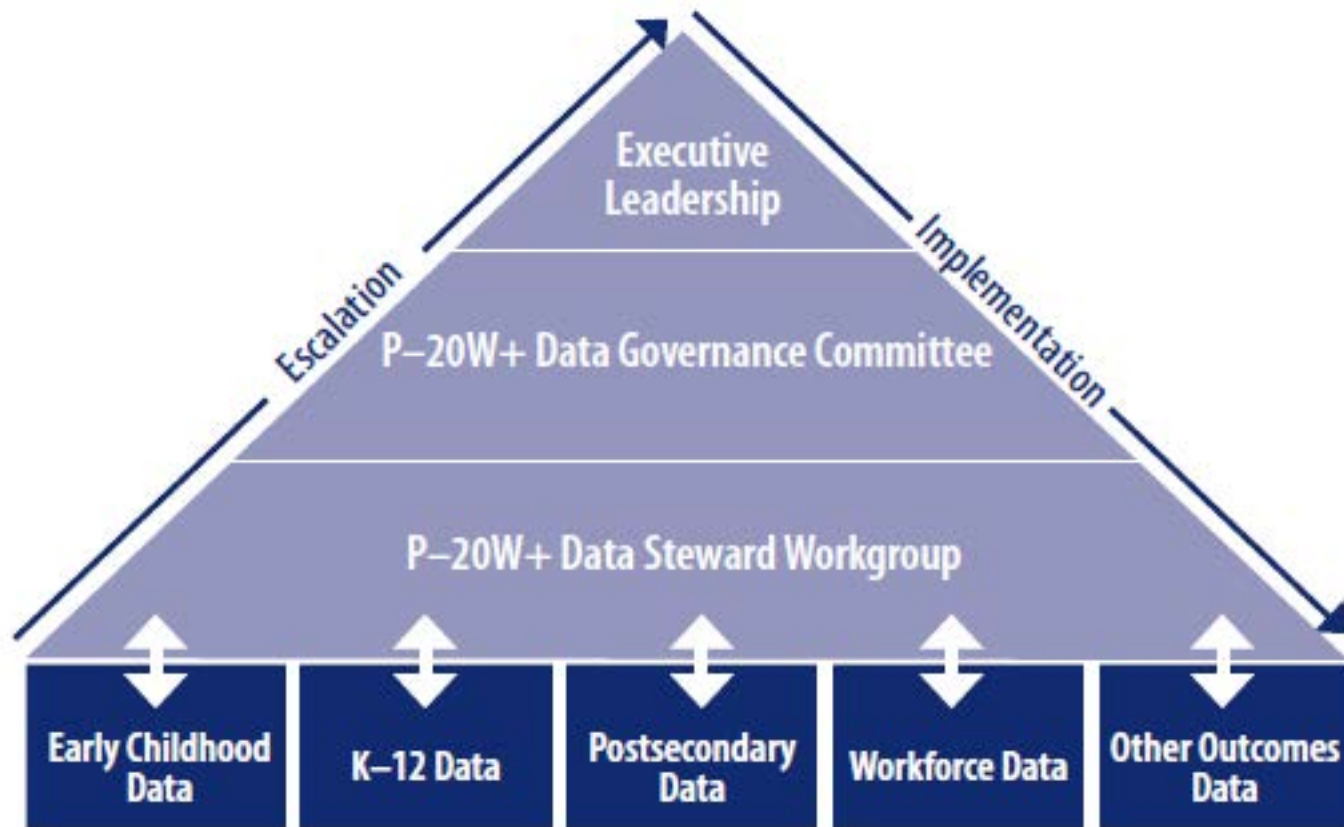
8 states using state funds for their P-20 data system

36 states using state funds for their P-20 data system

Balancing Access to Information with the Need to Ensure Student Privacy

- » Provide clear information on what data is collected, for what purpose, and who has access
- » Post user-friendly privacy policies on state websites
- » Establish agency and P-20 data governance structures to delineate roles and responsibilities
- » Ensure that data collection and use is led by policymakers instead of IT and mid-level agency staff

P20W Data Governance



@EdDataCampaign

#EdData

P20W Data Governance: Recommendations for States

- » Establish the right structure
- » Select the right people
- » Empower the structure with the authority to make necessary decisions and implement changes
- » Ensure that the structure is sustainable, protecting the continuity of the state's vision

State Legislation Driving Data Use

- » [SB275](#) created MD's P20/w data governing board
- » [SB83](#) created the Kentucky Center for Education and Workforce Statistics
- » [HB605](#) directs IL to develop CCR report cards
- » [SB82](#) created cloud-based student data backpacks in UT

Burr Elementary School

[Download At-A-Glance Report \(PDF\)](#)

- School Snapshot
- Academic Success
- Student Characteristics
- School Characteristics
- School Highlights

Student Demographics



Address and Contact Information

1621 W WABANSIA AVE
 CHICAGO IL 60622
 (773) 534-4090
<http://www.burrschool.org>

2011-2012 Principal

William Klee

2012-2013 Chief Education Officer

Mrs. Barbara Bennett

Grades Served

K-8

Fast Facts About Burr Elementary

ISAT Scores	PSAE Scores	ISAT Scores	PSAE Scores	ISAT Scores
PSAE Scores	ISAT Scores	PSAE Scores	ISAT Scores	PSAE Scores

Copyright 2013 IIRC

Illinois Interactive Report Card, Northern Illinois University, with support from the Illinois State Board of Education. Nullam nec sapien nec dolor bibendum erat. Aliquam mattis pharetra massa ec lobortis.

Contact Information

Illinois State Board of Education
 123 Main St. Chicago, IL 60606
 (800) 454-5544



Parents & Students

College Planning Links

- [Maryland Colleges](#)
- [Tips on Choosing a Major](#)
- [Skills to Compete](#)
- [College Planning Review](#)

Financial Aid

- [Maryland Financial Overview](#)
- [How to Apply for Financial Aid](#)
- [FAFSA](#)
- [Scholarship Search](#)

PreK-12
80.9% of Maryland children enter Kindergarten "Fully Ready."
[Click to Learn More](#)

4-Year Colleges
64.1% of students complete a bachelor's degree within 6 years in MD Public Colleges.
[Click to Learn More](#)

2-Year Colleges
27.7% of Maryland Community College graduates transfer to a 4-year college.
[Click to Learn More](#)

Workforce and Training
2,323 students completed a workforce training program.
[Click to Learn More](#)

The P20 Continuum



Tour This Page



College Checklist



Find a Career or School

The Project:

- [About KCEWS](#)
- [Contact us](#)
- [Subscribe to newsletter](#)

Data

- [Requesting Data](#)
- [Understanding the data](#)
- [Using the data](#)
- [Processing the data](#)

HIGH SCHOOL FEEDBACK REPORT SERIES


Please select report titles, districts and schools below.


Report Title

HS Feedback Report for College Going

To expand the information that is provided back to schools about the outcomes of their former students as it pertains to college going rates.

District School

-  [2010 High School Feedback Report for College Going User Guide](#)
-  [2010 High School Feedback Report for College Going Technical Notes](#)

Year	District	School	Report
2010	Adair County	Adair County High School	 HS Feedback Report for College Going



"Every parent and educator will have access to the data they need to guide instruction on a daily basis and measure the academic progress of all students."

— Tom Luna, Superintendent of Public Instruction



ISEE PORTAL

[CLICK HERE](#)



**BACK-TO-SCHOOL
TEACHER
TOOLKIT**

[Click Here](#)

Frequently Asked Questions

[Click Here](#)

Required Data Collection Elements

[Click Here](#)

ISEE Data Submission Schedule

[Click Here](#)

Admin Tool Training Manual

[PDF File](#)

ISEE Action Plan/ Playbook

[PDF File](#)

Schoolnet Info Page »

The Idaho State Department of Education has deployed the Idaho System for Educational Excellence (ISEE), a K-12 Longitudinal Data System that supports our budgeting processes, streamlines data submissions, and delivers information to educational stakeholders to facilitate data driven decisions. The ISEE is funded in part by a three-year Federal grant. Phase 2 of ISEE, an instructional management system, is funded by J.A. Kathryn Albertson Foundation Grant.

ISEE must meet the twelve data system capabilities as required by the State Fiscal Stabilization Fund (SFSF).

Getting Started with ISEE

Portal Registration

[What's New](#) [Portal](#) [ISEE Home](#)

[DIVISIONS](#) [PROGRAMS](#) [COMMUNICATION](#) [RESOURCES](#) [DATA COLLECTION](#) [ADMINISTRATORS](#)



Easily Found:

- Link off the Home page to ISEE
- Vision
- Contact information for staff AND leadership
- What data is collected and WHY
- PD information
- Communications materials
- Support for districts



**ISEE
BOOT CAMP**

[Click Here](#)



**Five File Format
(FFF) Information**

[Click Here](#)



**Integrated Professional
Development Modules**

[Click Here](#)

Your Role in Getting There

- » Determine your role in tackling the 4 T's
- » Develop your state's policy questions
- » Ensure your state's data system is aligned to your state's policy objectives
- » Ensure data governance and privacy policies are established and implemented
- » Ensure stakeholders have actionable information and the skills to use it effectively and ethically
- » *Communicate, communicate, communicate!*