

Idaho Midterm Support Unit Forecast

Presented by Nathaniel Clayville
The Division of Financial Management

January 29, 2015



DIVISION OF FINANCIAL MANAGEMENT

Executive Office of the Governor

School Year	Actual	Appropriation	3-Yr Average	DFM Forecast
2004-2005	13017	12925	12888	13022
2005-2006	13294	13200	13191	13263
2006-2007	13537	13550	13518	13524
2007-2008	13746	13800	13789	13785
2008-2009	13935	13970	13989	13886
2009-2010	14094	14075	14148	14104
2010-2011	14217	14215	14279	14215
2011-2012	14278	14365	14373	14281
2012-2013	14330	14415	14392	14347
2013-2014	14555	14577	14409	14591
2014-2015	14678	14627	14668	14641



DIVISION OF FINANCIAL MANAGEMENT

Executive Office of the Governor

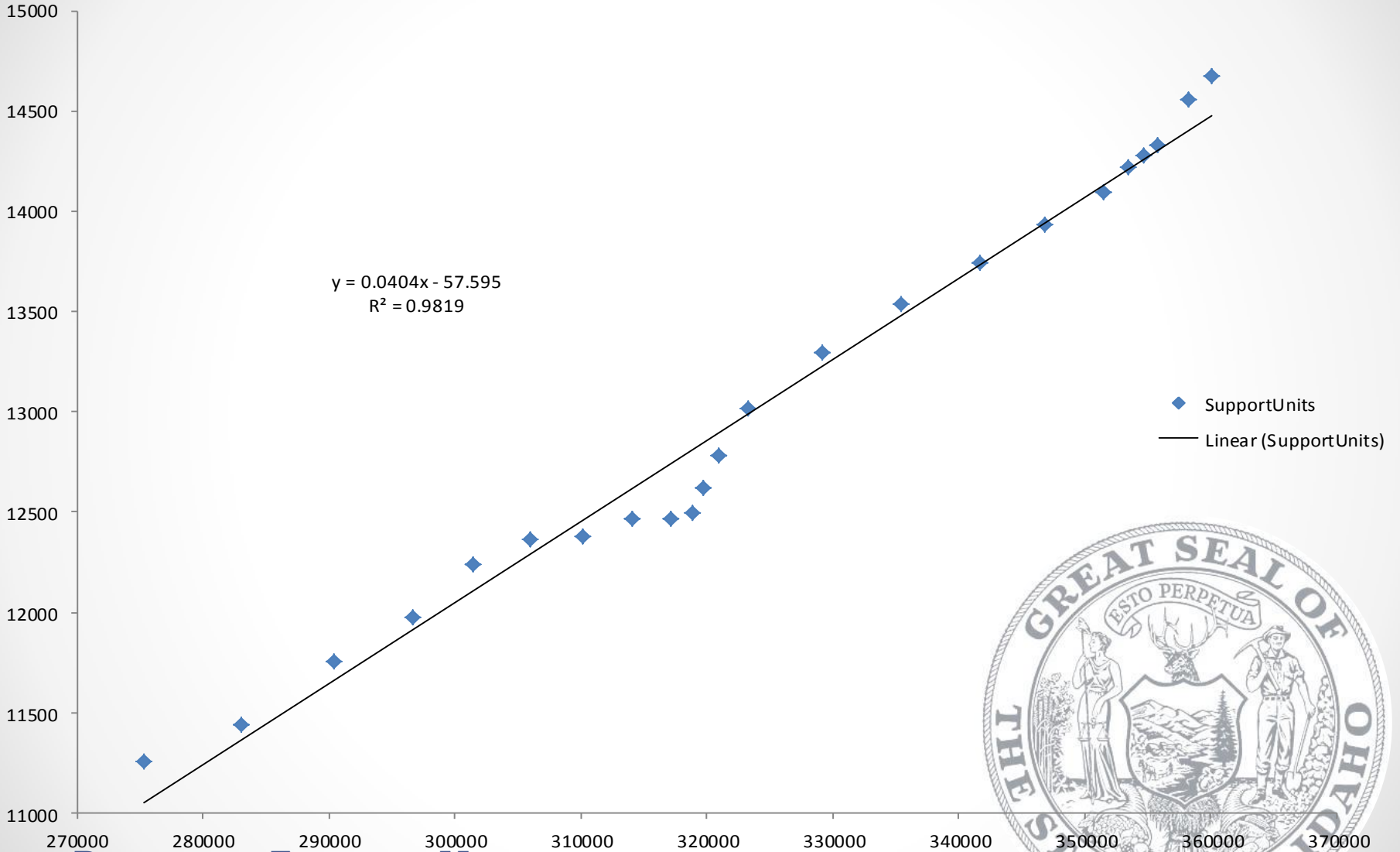
School Year	Appropriation	3-Yr Average	DFM Forecast
2004-2005	-92	-128	5
2005-2006	-94	-103	-31
2006-2007	13	-19	-14
2007-2008	54	43	39
2008-2009	35	54	-48
2009-2010	-19	55	10
2010-2011	-2	63	-1
2011-2012	87	96	3
2012-2013	85	62	17
2013-2014	22	-146	36
2014-2015	-51	-10	-36



DIVISION OF FINANCIAL MANAGEMENT


Executive Office of the Governor

SupportUnits Correlation with Population of School Aged Children




DIVISION OF FINANCIAL MANAGEMENT

Executive Office of the Governor



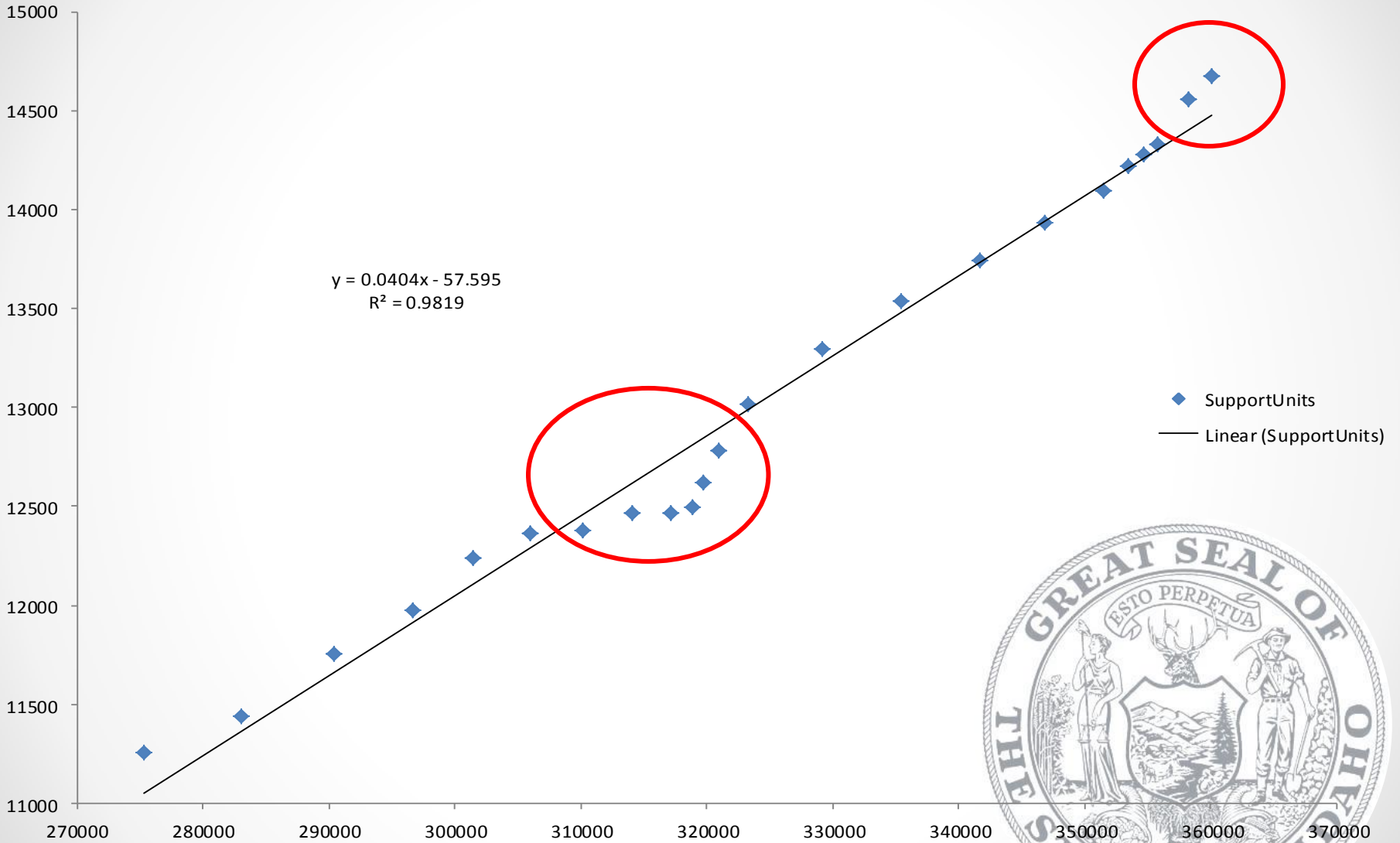
<u>Year</u>	<u>3 yr. Ave Forecast Difference</u>	<u>Linear Forecast Difference</u>
2004	-128	-254
2005	-103	-295
2006	-19	-261
2007	43	-185
2008	54	-139
2009	55	-92
2010	63	-117
2011	96	-115
2012	62	-114
2013	-146	-268
2014	-10	-232



DIVISION OF FINANCIAL MANAGEMENT


Executive Office of the Governor

SupportUnits Correlation with Population of School Aged Children



DIVISION OF FINANCIAL MANAGEMENT

Executive Office of the Governor



Year	5thru9pop	10thru14pop	15thru19pop
1992	93464	94184	87597
1993	95370	96441	91179
1994	97120	98562	94728
1995	98423	100250	97953
1996	99230	101452	100781
1997	99901	102530	103558
1998	100409	103457	106249
1999	100843	104323	108947
2000	100349	105317	111493
2001	100690	106418	111703
2002	100853	107866	111024
2003	101627	109009	110287
2004	103230	109131	110864
2005	106617	110043	112479
2006	109956	111524	113988
2007	113576	112795	115351
2008	116711	113970	116194
2009	119678	115909	115891
2010	121199	117325	114993
2011	121641	118888	114105
2012	122455	119890	113464
2013	123098	121342	113761
2014	122496	122479	115057
2015	121439	123150	116896
2016	120862	123548	118542
2017	120800	123796	119963
2018	121296	124029	121187
2019	122305	124360	122249
2020	123680	124857	123203
2021	125290	125551	124101
2022	127040	126444	124992
2023	128859	127522	125911



DIVISION OF FINANCIAL MANAGEMENT

Executive Office of the Governor

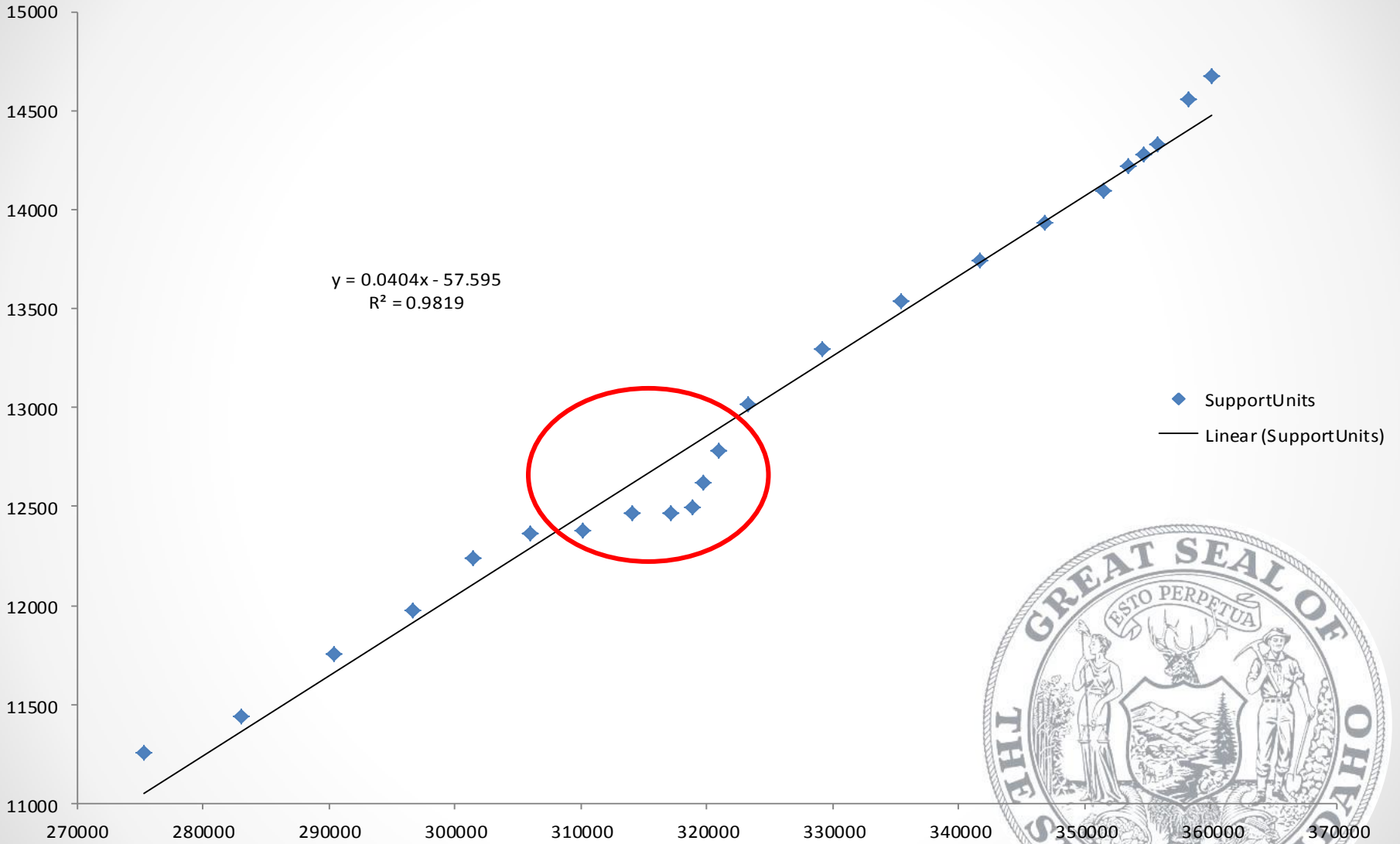
Year	PRE	K	1st	2nd	3rd	4th	5th	6th	7th	8th	9th	10th	11th	12th	Total
1997-1998	2,109	17,499	18,584	18,648	18,398	18,527	18,238	18,077	19,048	19,696	20,431	19,957	18,171	17,020	244,403
1998-1999	2,108	17,310	18,619	18,447	18,895	18,504	18,751	18,384	18,448	19,064	20,556	19,677	18,611	17,249	244,623
1999-2000	2,142	17,022	18,397	18,434	18,616	19,119	18,712	18,906	18,814	18,583	20,029	19,785	18,670	17,802	245,031
2000-2001	2,233	17,060	18,033	18,298	18,691	18,891	19,391	18,914	19,442	19,006	19,674	19,566	18,630	17,548	245,377
2001-2002	2,335	17,860	17,940	18,017	18,493	18,970	19,126	19,687	19,369	19,590	19,896	19,057	18,443	17,622	246,405
2002-2003	2,514	17,963	18,783	18,102	18,346	18,840	19,520	19,432	20,057	19,649	20,467	19,438	18,042	17,507	248,660
2003-2004	2,669	18,589	18,804	18,920	18,527	18,705	19,189	19,813	20,082	20,081	20,767	19,957	18,485	17,449	252,037
2004-2005	2,583	19,599	19,457	19,015	19,352	18,851	19,176	19,546	20,314	20,294	21,331	20,170	18,826	17,490	256,004
2005-2006	2,784	19,986	20,698	19,821	19,546	19,855	19,471	19,737	20,227	20,671	21,558	20,596	19,096	17,861	261,907
2006-2007	2,787	20,927	20,988	20,992	20,271	20,001	20,350	19,908	20,322	20,554	21,860	20,702	19,534	18,337	267,533
2007-2008	2,876	21,294	21,778	21,159	21,272	20,654	20,330	20,705	20,515	20,553	21,793	21,011	19,531	18,587	272,058
2008-2009	2,788	21,521	21,820	21,776	21,309	21,445	20,800	20,406	21,080	20,624	21,695	20,876	20,118	18,817	275,075
2009-2010	2,746	21,817	22,083	21,901	21,782	21,500	21,518	20,986	20,820	21,159	21,948	20,788	20,096	19,378	278,522
2010-2011	3,191	22,047	22,265	21,899	21,874	21,849	21,619	21,719	21,269	20,792	22,391	20,789	20,247	19,661	281,612
2011-2012	1,007	22,029	22,687	22,210	21,980	21,980	21,899	21,886	21,957	21,305	21,706	21,220	20,212	19,694	281,772
2012-2013	3,006	22,537	22,664	22,632	22,379	21,983	22,101	22,419	22,124	21,823	22,147	21,063	21,031	19,338	287,247
2013-2014	2,858	22,506	23,196	22,562	22,684	22,400	22,011	22,195	22,428	22,046	22,755	21,314	20,177	19,931	289,063



DIVISION OF FINANCIAL MANAGEMENT


Executive Office of the Governor

SupportUnits Correlation with Population of School Aged Children

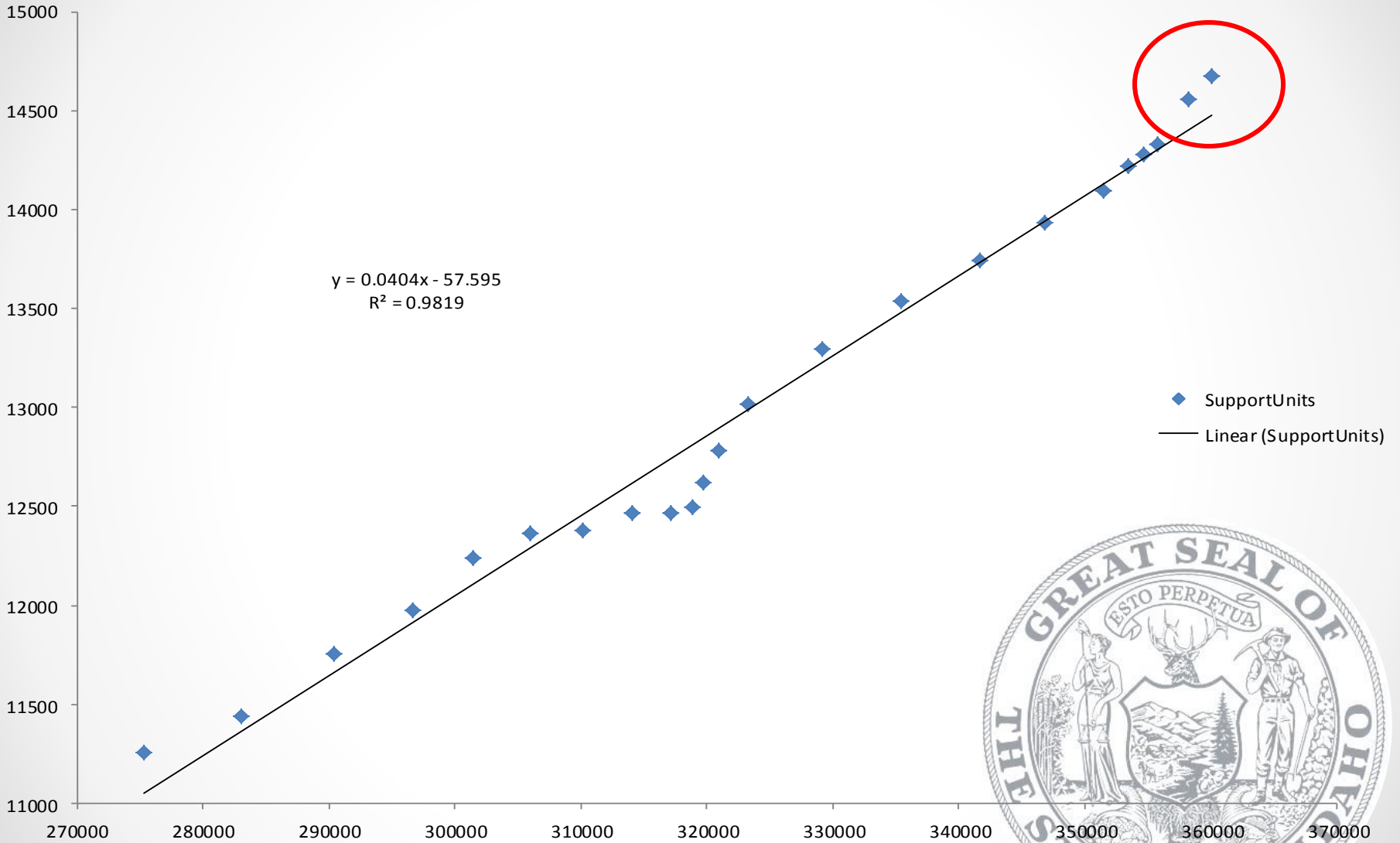


DIVISION OF FINANCIAL MANAGEMENT

Executive Office of the Governor




SupportUnits Correlation with Population of School Aged Children



DIVISION OF FINANCIAL MANAGEMENT


Executive Office of the Governor



High population/enrollment growth

Accelerated growth in number of charter schools in Idaho

Increased urbanization in Idaho



DIVISION OF FINANCIAL MANAGEMENT

Executive Office of the Governor

Year	Enrollment	5-9 Population	10-14 Population	15-19 Population
2004	256,004	103,230	109,131	110,864
2005	261,907	106,617	110,043	112,479
2006	267,533	109,956	111,524	113,988
2007	272,058	113,576	112,795	115,351
2008	275,154	116,711	113,970	116,194
2009	278,604	119,678	115,909	115,891
2010	281,673	121,199	117,325	114,993
2011	281,854	121,641	118,888	114,105
2012	287,329	122,455	119,890	113,464
2013	289,063	123,098	121,342	113,761



DIVISION OF FINANCIAL MANAGEMENT

Executive Office of the Governor

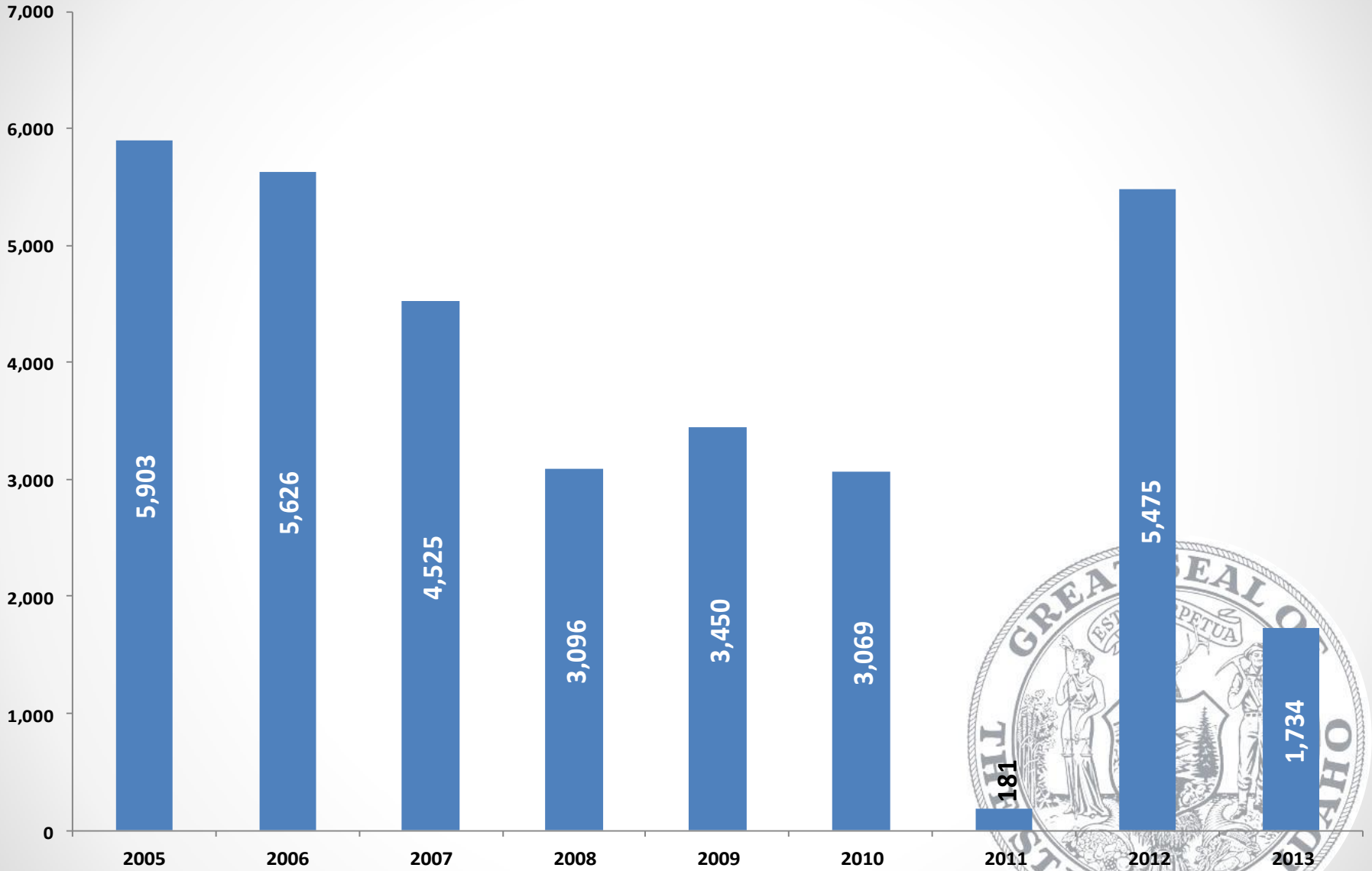
School Year	5-9 Population Growth	Midterm Support Unit Growth
1998-1999	507	14
1999-2000	434	85
2000-2001	-494	3
2001-2002	341	26
2002-2003	163	129
2003-2004	774	160
2004-2005	1603	234
2005-2006	3387	278
2006-2007	3339	243
2007-2008	3620	209
2008-2009	3135	189
2009-2010	2967	159
2010-2011	1521	123
2011-2012	442	61
2012-2013	814	52
2013-2014	643	225
2014-2015	-601	123
2015-2016	-1057	
2016-2017	-577	
2017-2018	-62	



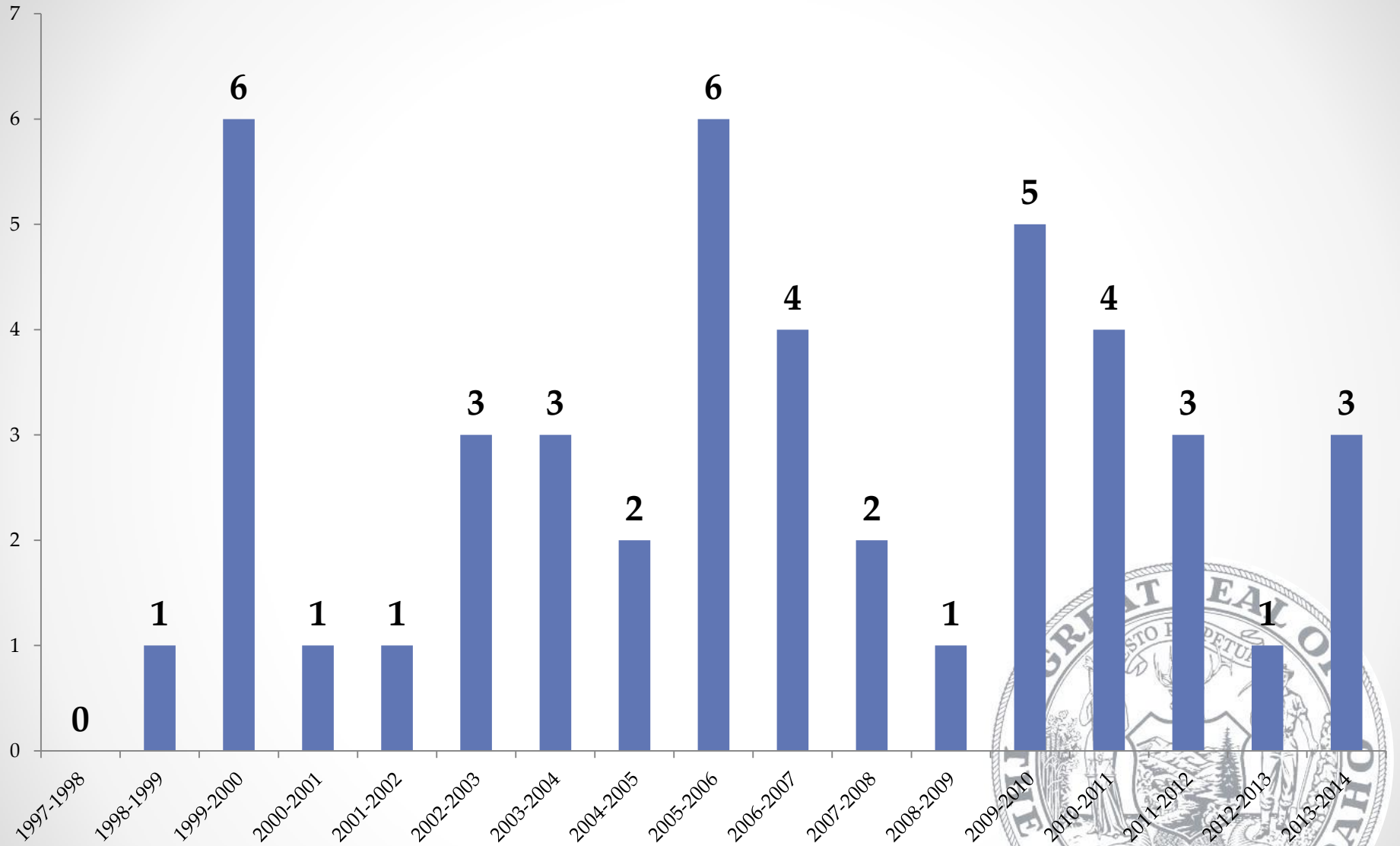
DIVISION OF FINANCIAL MANAGEMENT

Executive Office of the Governor

Enrollment Growth



New Charter Schools



DIVISION OF FINANCIAL MANAGEMENT

Executive Office of the Governor



SUMMARY OUTPUT								
<i>Regression Statistics</i>								
Multiple R	0.999155968							
R Square	0.998312649							
Adjusted R Square	0.997679892							
Standard Error	49.83599704							
Observations	23							
ANOVA								
	<i>df</i>	<i>SS</i>	<i>MS</i>	<i>F</i>	<i>Significance F</i>			
Regression	6	23510798.04	3918466.341	1577.719589	2.94817E-21			
Residual	16	39738.02562	2483.626601					
Total	22	23550536.07						
	<i>Coefficients</i>	<i>Standard Error</i>	<i>t Stat</i>	<i>P-value</i>	<i>Lower 95%</i>	<i>Upper 95%</i>	<i>Lower 95.0%</i>	<i>Upper 95.0%</i>
Intercept	616.3494335	217.7249841	2.830862228	0.012048548	154.793086	1077.905781	154.793086	1077.905781
5thru9pop	0.048224183	0.005175584	9.317630833	7.27573E-08	0.037252435	0.059195932	0.037252435	0.059195932
10thru14pop	0.042199718	0.009116289	4.629045674	0.000278608	0.022874049	0.061525387	0.022874049	0.061525387
15thru19pop	0.024375147	0.004145468	5.879950833	2.32622E-05	0.015587148	0.033163146	0.015587148	0.033163146
ElementaryDipDum	-152.4641439	42.97200903	-3.547987338	0.002677872	-243.5607336	-61.36755425	-243.5607336	-61.36755425
RecoveryDummy	120.0983628	33.28965376	3.607678339	0.002360608	49.52744938	190.6692762	49.52744938	190.6692762
2013Dummy	144.7370999	54.69064151	2.646469229	0.017595448	28.79811913	260.6760807	28.79811913	260.6760807



DIVISION OF FINANCIAL MANAGEMENT

Executive Office of the Governor

School Year	5-9 Population Growth	Midterm Support Unit Growth
2006-2007	3339	243
2007-2008	3620	209
2008-2009	3135	189
2009-2010	2967	159
2010-2011	1521	123
2011-2012	442	61
2012-2013	814	52
2013-2014	643	225
2014-2015	-601	87
2015-2016	-1057	22
2016-2017	-577	29
2017-2018	-62	42



DIVISION OF FINANCIAL MANAGEMENT

Executive Office of the Governor