

Photo: Turnip as part of cover crop mix that is holding soil and will be grazed by cattle



SOIL & WATER
CONSERVATION COMMISSION

**FY 2022 PERFORMANCE
REPORT**

**SENATE AGRICULTURAL
AFFAIRS COMMITTEE**




Photo: Farmer out standing in his field

GOVERNING BOARD
 H. Norman Wright, Chair
 Wendy Pratt, Member
 Richard Savage, Member
 Erik Olson, Vice Chair
 Karen Sharpnack, Member
 Joann Cloonan, Member
 Vacant, Member

ADMINISTRATIVE OFFICER
 Delwyne Trefz
 Boise

DISTRICT SUPPORT & COMPREHENSIVE CONSERVATION PROGRAMS & SERVICES
 12.75 FTEs

FISCAL & HR SERVICES
 4 FTEs

Deputy Administrator
 Loretta Strickland
 Emmett

CREP Manager
 Rob Sharpnack
 Shoshone

Fiscal Manager
 Melonie Ziegler
 Boise

No. ID & Engineering Lead
 Bill Lillibridge, PE
 Lewiston

NRC
 Joe Peterson
 Boise

NRC
 Dustin Diaz
 Jerome

NRC
 George Hitz
 Blackfoot

NRC
 Meghan
 Brooksher
 Emmett

NRC/CREP
 Brian Reed
 Idaho Falls

NRC
 Eileen Rowan
 Orofino

Assoc. Engineer
 Vacant

NRC
 0.75 FTE
 Vacant

Groundwater Lead/CREP
 Carolyn Firth
 Burley

Admin Asst II
 Crystal Rosen
 Boise

Loan Officer
 Terry Hoebelheirch
 Boise

NRC
 Katie Yoder
 Coeur d'Alene

Loan Assistant
 Brenda Charles
 Boise

Acronyms
 CREP - Conservation Reserve Enhancement Program
 NRC - Natural Resource Conservationist
 RCDDP - Resource Conservation & Rangeland Development Program
 Connect Staff To Their Direct, Overall Supervisor
 Connect Staff To A Supervisor Who Supervises Their Work In A Particular Program

17.75 Total FTEs
 .75 Vacancies

OUR CORE FUNCTIONS

- PROVIDE SUPPORT TO IDAHO'S 50 LOCALLY LED CONSERVATION DISTRICTS
- PROVIDE NON-REGULATORY CONSERVATION PROGRAMS AND SERVICES
- AGENCY ADMINISTRATION
- CONDUCT OUTREACH AND COMMUNICATIONS TO EDUCATE & INFORM PARTNERS, DECISION MAKERS, AND THE PUBLIC ON THE VALUE OF CONSERVATION IN SUSTAINING AND IMPROVING SOIL, WATER, AIR, PLANT AND ANIMAL RESOURCES AS WELL AS IN ENHANCING THE ECONOMIC PRODUCTIVITY OF OUR STATE

REVENUES	FY 2019	FY 2020	FY 2021	FY 2022
General Fund	2,659,200	2,723,600	2,695,800	2,967,200
Receipts	11,100	0	2,006	10,939
RCRDP Loan Program	722,600	937,439	745,910	554,314
SRF Loan Program	92,300	77,282	78,408	139,356
Federal Grant Funds	201,800	193,144	12,149	12,149
Total	3,687,000	3,931,465	3,534,273	3,683,958
EXPENDITURES	FY 2019	FY 2020	FY 2021	FY 2022
Personnel Costs	1,620,127	1,343,950	1,255,777	1,267,957
Operating Expenditures	341,802	317,968	252,924	294,862
Capital Outlay	3,425	0	0	0
Trustee/Benefit Payments	1,253,200	1,240,700	1,166,700	1,428,100
RCRDP Loan Disbursements	305,800	486,077	349,169	785,344
DEQ Loan	104,700	134,800	79,147	93,450
Federal Grant Funds	270,000	179,881	0	0
Total	3,899,054	3,703,376	3,103,717	3,869,713

FY 2022 STATE GF DISTRICT SUPPORT

\$ 1.43 million from Trustee & Benefits Funds

Distributed to Districts per statute & rule--

- \$14,500 /District (\$725,000, total) base & operations funding
- Balance (\$703,100) divided proportionately as match for the local support each District received
 - Local support ranged from \$0 - \$60k per District, totaling \$561k
 - State match ranged from \$0 - \$50k per District, totalling \$703,100
 - \$11,185/District, median State match
 - State match-to-local support ratio, 1.25:1



Photo: ISWCC's Eileen Rowan pulling soil samples

PROFILE OF KEY SERVICES PROVIDED

KEY SERVICES	FY 2019	FY 2020	FY 2021	FY 2022
Landowners assisted in their conservation efforts (number).	536	436	328	973
Administrative, technical & engineering assistance provided to Conservation Districts (staff hours).	9,947	10,791	10,860	11,697
Technical assistance provided to landowners enrolled in the USDA Conservation Reserve Enhancement Program (staff hours).	3,250	3,620	3,230	4,279
Total Maximum Daily Load (TMDL) Agricultural Implementation Plans developed (number).	5	12	7	5

PERFORMANCE MEASURES

District Support and Services		FY 2019	FY 2020	FY 2021	FY 2022
Percentage of those Conservation Districts who responded to the ISWCC annual survey and expressed satisfaction with the services & programs provided.	actual	---	---	78	82
	target	---	---	90	90
Percentage of those Conservation Districts who responded to the ISWCC annual survey and expressed satisfaction with the effectiveness of the communications received from the Commission.	actual	---	---	89	87
	target	---	---	90	90
Percentage of requests submitted by Conservation Districts through the Technical Assistance Allocation Process (TAAP) that received the requested assistance.	actual	---	---	93	90
	target	---	---	90	90

PERFORMANCE MEASURES

Conservation Programs & Services		FY 2019	FY 2020	FY 2021	FY 2022
Number of Conservation Reserve Enhancement Program (CREP) acres for which technical assistance was provided	actual	-	-	18,432	18,262
	target	-	-	20,000	15,000
Acres improved with conservation practices financed by Resource Conservation and Rangeland Development Program (RCRDP)	actual	-	-	331	1,482
	target	-	-	600	600
Acres with Best Management Practices (BMPs) implemented to maintain and improve Ground Water Quality	actual	-	-	47,264	48,813
	target	-	-	54,000	50,000
Percentage of Total Maximum Daily Load implementation plans completed on schedule	actual	-	-	90	90
	target	-	-	100	100

PERFORMANCE MEASURES

Communication & Outreach		FY 2019	FY 2020	FY 2021	FY 2022
Increase the number of newsletter subscribers	actual	-	-	22	25
	target	-	-	20	20
Increase annual percentage of social media reach, likes, and follows	actual	-	-	6%	9.50%
	target	-	-	10%	10%
Increase number of additional partner projects in Tracker	actual	-	-	7	5
	target	-	-	6	6

House Ag Affairs Committee 2023



Conservation of Idaho Water



Conservation of Idaho Water



Conservation of Idaho Water



Conservation of Idaho Water



MORNING FOX CREEK
BIG SUCCESS FOR NAW (AND DGC)



Conservation of Idaho Water



Conservation of Idaho Water



Conservation of Idaho Water



Conservation of Idaho Water



Conservation of Idaho Water

Balanced Rock District: keeping soil in place (and more) to feed a hungry world



Conservation of Idaho Water



Conservation of Idaho Water



Conservation of Idaho Water



WITH DISTRICT MEMBERS, INDIAN AG, AND PARTNERSHIP IN THE AG AND AGRICULTURE SECTOR

Photo: ISWCC Brochure and covers of ISWCC Monthly Newsletters

Slide # 11

Attach ment 4
February 7, 2023

WATER QUALITY PROGRAM FOR AGRICULTURE (WQPA)

WQPA provides cost-share financing for soil and water conservation projects per IC §§22-2733 & 22-2734 and HB 757 of 2022



- \$5M supplemental funding to FY 2022 appropriation effective March 2022
- Conservation Districts submitted 93 WQPA project proposals requesting \$12M
- 48 projects approved for funding involve Districts combining WQPA & other funds to accomplish \$18.5M of conservation
- \$5M reappropriated through FY 2023

Photo: Frost free nose pump livestock watering device

WQPA Implementation Status

- 48 of 93 proposed projects approved
- 7 projects completed
- 32 projects currently in implementation
- 9 projects scheduled for Spring implementation
- Approx \$2M of WQPA funds paid out
- Governor's Revised FY 2024 Budget Recommendation includes \$5,000,000 to fund WQPA for FY 2023 - FY 2024
- The FY 2023-24 appropriation will be used to fund the highest-ranked of the 45 unfunded projects currently on file




Photo: Piping an earthen ditch to reduce sediment loading

WQPA VIDEO, SHORT VERSION

SCAN QR CODE IN BROCHURE FOR FULL-LENGTH VIDEO



SOIL & WATER
CONSERVATION COMMISSION

State WQPA Grant Program invests
\$5 million in Ag Conservation

THANK YOU

FOR MORE INFORMATION
CONTACT

IDAHO SOIL & WATER
CONSERVATION COMMISSION

322 E FRONT ST, SUITE 560
BOISE, ID 83720

(208)332-1790

info@swc.idaho.gov

Delwyne Tretz
Administrator




Photo: Planting willow to stabilize creek bank

