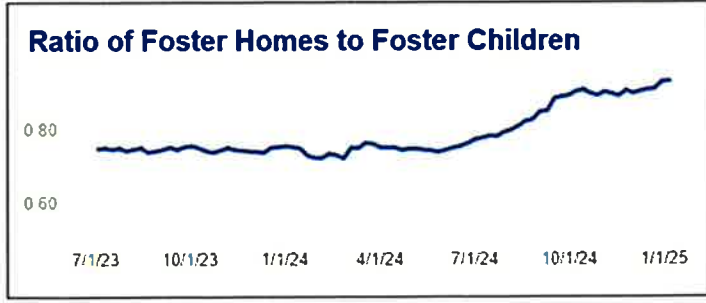
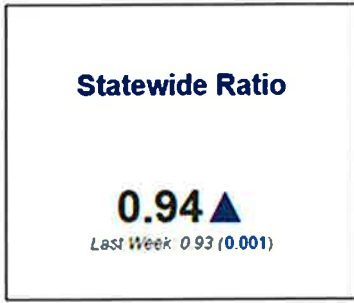


Attachment 3

CYFS Foster Homes and Foster Children - January 6, 2025



Ratio by Region

Region 1	1.33	▼
Region 2	1.13	▼
Region 3	0.79	▼
Region 4	0.88	▼
Region 5	0.81	▲
Region 6	0.87	▲
Region 7	1.09	▲
State Total	0.94	▲



Foster Homes by Region

Region 1	193	▲
Region 2	61	▼
Region 3	254	▼
Region 4	257	▼
Region 5	108	▲
Region 6	157	▲
Region 7	165	▲
State Total	1,195	▼

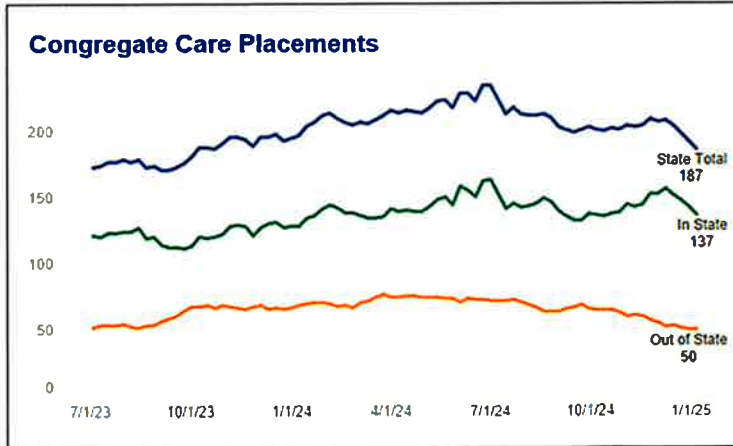
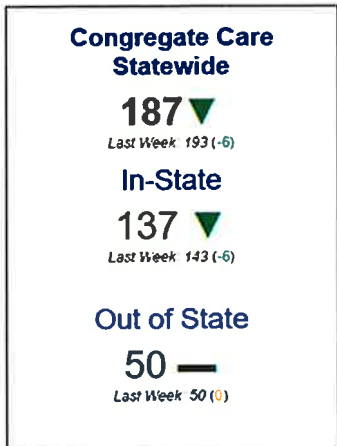


Foster Children by Region

Region 1	145	▲
Region 2	54	▼
Region 3	322	▼
Region 4	292	▼
Region 5	134	▲
Region 6	180	▼
Region 7	151	▲
State Total	1,278	▼

IDHW Goal: Ratio of 1.5 Foster Homes for each Foster Child

Congregate Care Placement Trends - January 6, 2025



Count & Ratio by Region

Region 1	21 (14.5%)	(▲)
Region 2	10 (18.5%)	(▼)
Region 3	33 (10.2%)	(▲)
Region 4	54 (18.5%)	(▼)
Region 5	24 (17.9%)	(▲—)
Region 6	22 (12.2%)	(▼)
Region 7	23 (15.2%)	(▼)
State Total	187 (14.6%)	(▼)