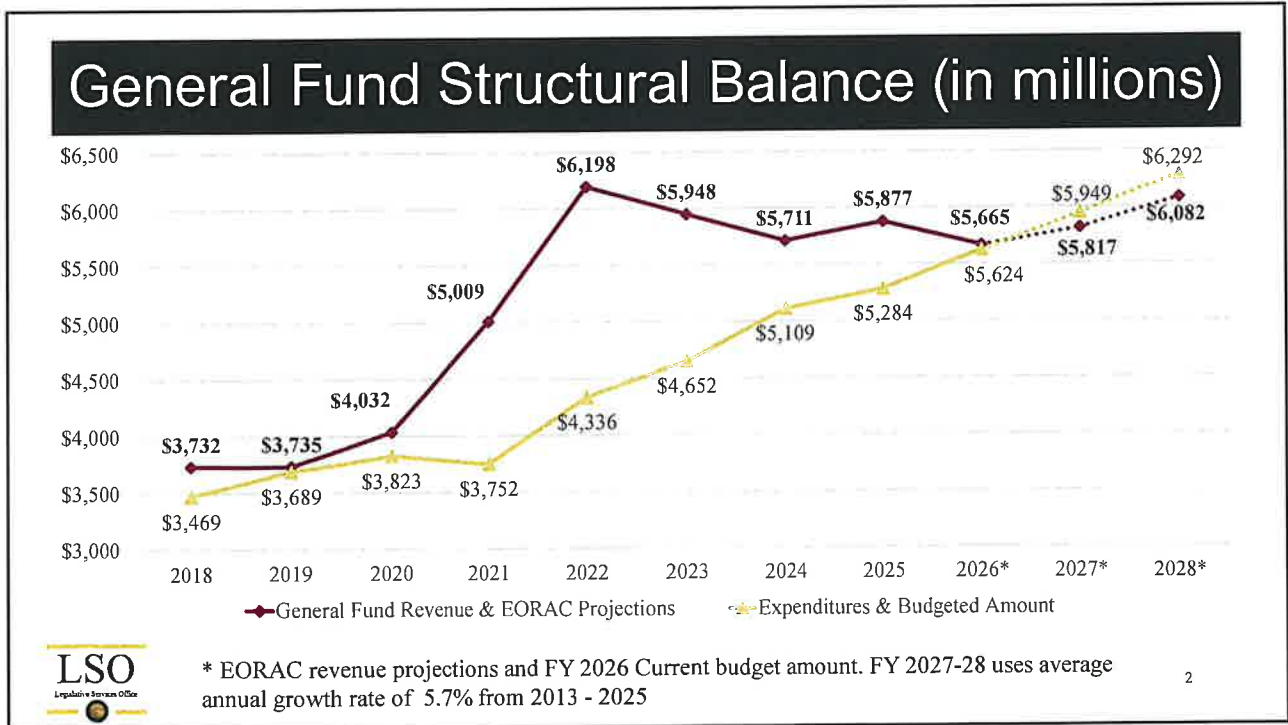


# FY 2026 & FY 2027 Budget Update

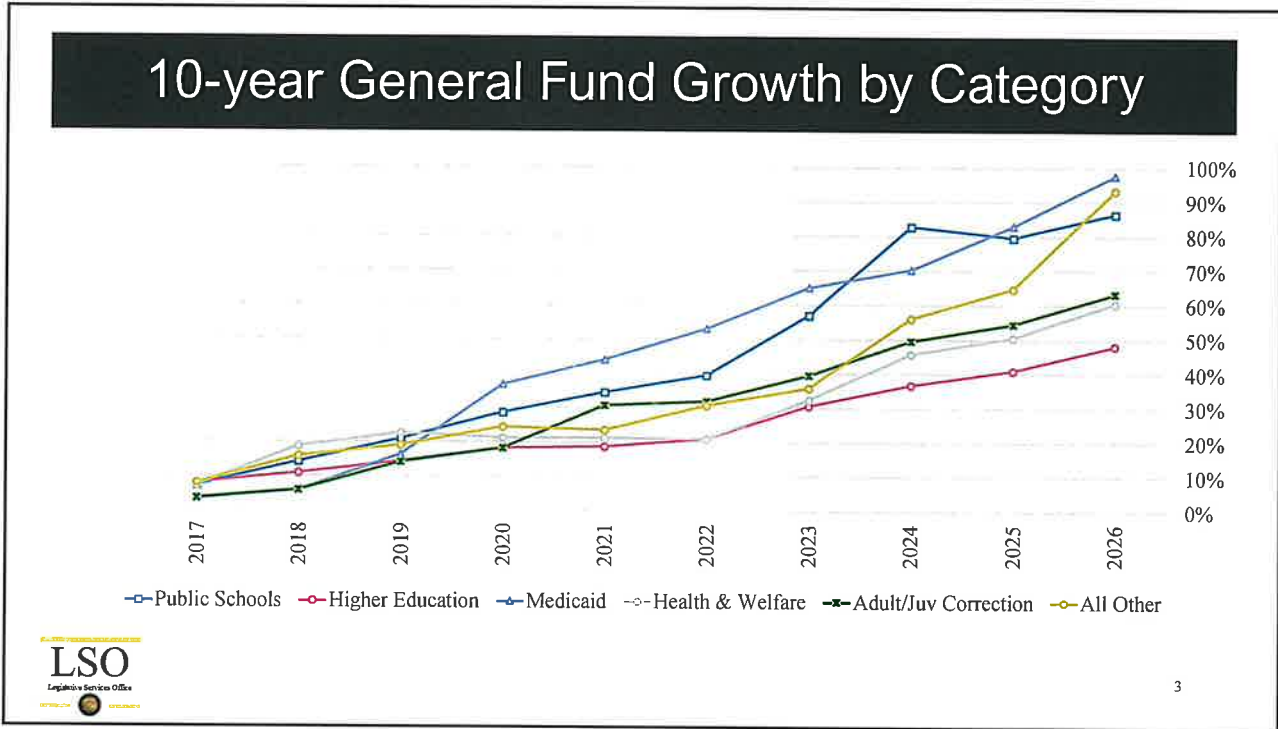
Keith Bybee, Budget and Policy  
Analysis Division Manager

4 February 2026

1



2



3

## FY 2026 General Fund Budget Update

	2025 Law	Gov. Recommend	Legislative Scenario
<b>REVENUES</b>			
1. Estimated Beginning Balance / Unobligated Cash Balance	419,681,100	313,670,400	313,670,400
2. Cash Reserved for Reappropriation/Carry forward		43,567,900	43,567,900
3. After Year-Yed Reversions (DHW, DEQ)		4,794,100	4,794,100
4. Available Cash Balance	\$ 419,681,100	\$ 362,032,400	\$ 362,032,400
5. Projected Revenue / Revised Revenue Jan. Forecast	5,929,118,200	5,512,406,100	5,665,100,000
6. Conformity			(155,000,000)
7. TOTAL REVENUES AND ESTIMATED BEGINNING BALANCE	\$ 6,348,799,300	\$ 5,874,438,500	\$ 5,872,132,400
8. FY 2026 Transfers in (out)	(285,000,000)	(285,000,000)	(285,000,000)
9. Deficiency Warrants (Pests, Hazardous Materials)		(1,316,400)	(1,316,400) *
10. Cash Transfers In		106,745,000	106,745,000 *
11. Total Transfers in (out)	(\$ 285,000,000)	(\$ 179,571,400)	(\$ 179,571,400)
12. NET REVENUES (line 6+11)	\$ 6,063,799,300	\$ 5,694,867,100	\$ 5,692,561,000
<b>APPROPRIATIONS</b>			
13. FY 2026 Program Maintenance	5,404,879,200	5,404,879,200	5,404,879,200
14. FY 2026 Enhancements	219,061,300	219,061,300	219,061,300
15. FY 2026 Original Appropriations	\$ 5,623,940,500	\$ 5,623,940,500	\$ 5,623,940,500
16. Authorized Reappropriation/Carry forward		43,567,900	43,567,900 *
17. Supplementals		42,135,100	42,135,100 *
18. Temporary Reduction in Spending - E.O. 2025-02		(46,951,700)	(46,951,700) *
19. FY 2026 Estimated Expenditures		\$ 5,662,691,800	\$ 5,662,691,800
20. FY 2026 ESTIMATED ENDING BALANCE (line 12-19)	\$ 439,858,800	\$ 32,175,300	\$ 29,869,200

LSO Legislative Services Office

4

## FY 2027 General Fund Summary

<u>REVENUES</u>	<u>Governor's Rec</u>	<u>Legislative Scenario</u>	<u>Difference</u>
1. Estimated Beginning Balance	\$ 32,175,300	\$ 29,869,200	\$ (2,306,100) *
2. Gov Adjusted Revenue Projection - 0.8% increase	5,524,246,700	5,641,600,000	\$ 117,353,300 *
3. Total Revenues and Estimated Beginning Cash	5,556,422,000	5,671,469,200	\$ 115,047,200 *
4. Total Transfers In (Out)	101,037,600	101,037,600	\$ 0 *
5. NET REVENUES	5,657,459,600	5,772,506,800	\$ 115,047,200 *
<b>6. FY 2027 Program Maintenance</b>	5,611,203,000	5,611,203,000	\$ 0 *
7. Total Budget Enhancements	20,715,100	20,715,100	\$ 0 *
<b>8. FY 2027 Original Appropriations</b>	<b>5,631,918,100</b>	<b>5,631,918,100</b>	<b>\$ 0 *</b>
<b>9. FY 2027 ESTIMATED ENDING BALANCE</b>	<b>\$ 25,541,500</b>	<b>\$ 140,588,700</b>	<b>\$ 115,047,200 *</b>



\*Legislature has not taken action

5

5

## Cash Position Then and Now (in millions)

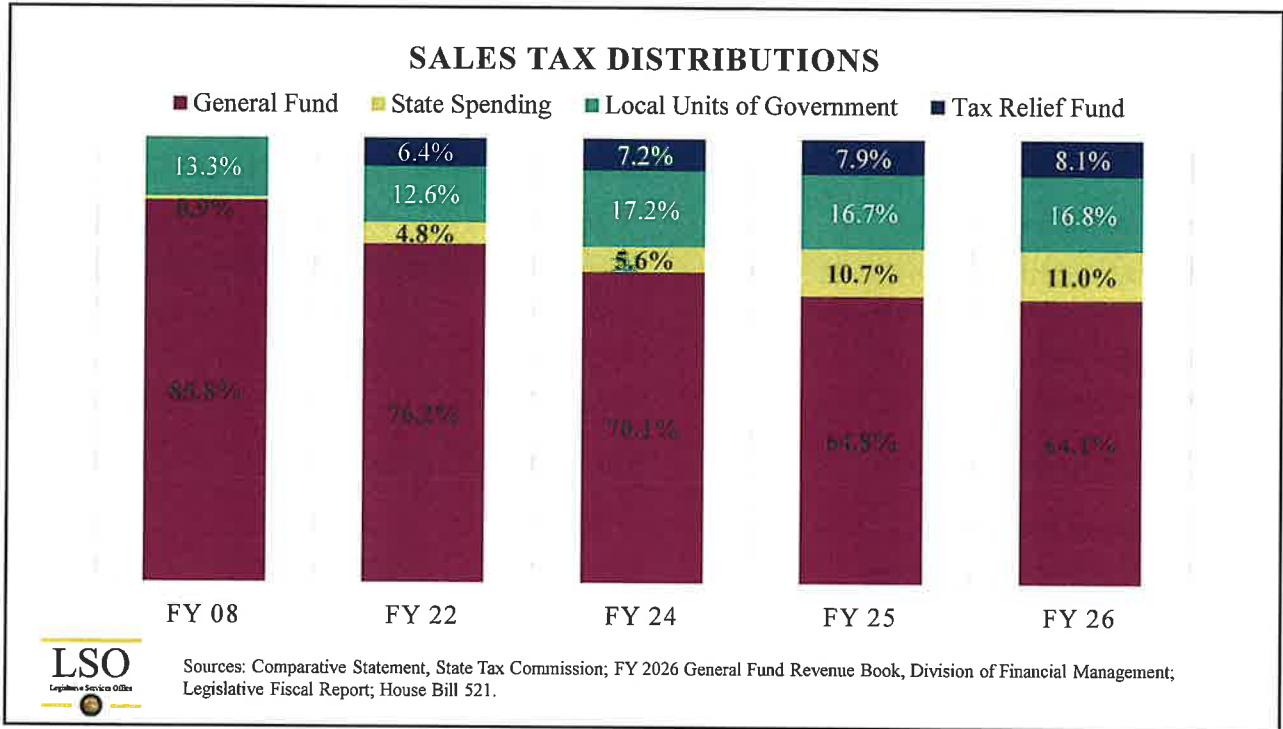
	2009	2026
Beginning Cash	\$248.8	\$357.2
Budget Stabilization Fund / ERRF	\$206.7	\$880.2
Public Education Stabilization Fund	\$112.1	\$256.6
Emergency Funds	\$3.3	\$21.7
Other	\$70.21	\$168.2
<b>Total</b>	<b>\$641.1</b>	<b>\$1,683.9</b>
<b>As Percentage of Original Appropriation</b>	<b>21.7%</b>	<b>29.9%</b>

\*Other includes Medicaid Stabilization Fund (\$8.4m); Technology Infrastructure Stabilization Fund (\$1.2m); Higher Education Stabilization Fund (\$29.7m); 27<sup>th</sup> Payroll Fund (\$38.8m); and Millennium Traditional Fund (\$70.5m)



6

6



7

## One Big Beautiful Bill Act (HR1)

- Tax Conformity
  - Standard Deduction
  - Bonus Deduction for Seniors
  - Tipped Wages
  - Overtime Pay
  - Increased Cap for SALT
  - Auto Loan Deductible Interest
  - Research & Experimentation Cost Recovery
  - Qualified Production Property
  - Small Business Expensing

**LSO**  
Legislative Services Office

8

8