

Idaho Department of Fish & Game


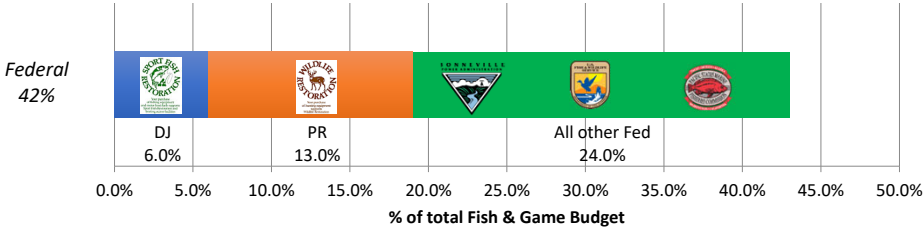
JFAC Presentation
February 1, 2023



1

Idaho Department of Fish & Game

FY22 Revenue, by source



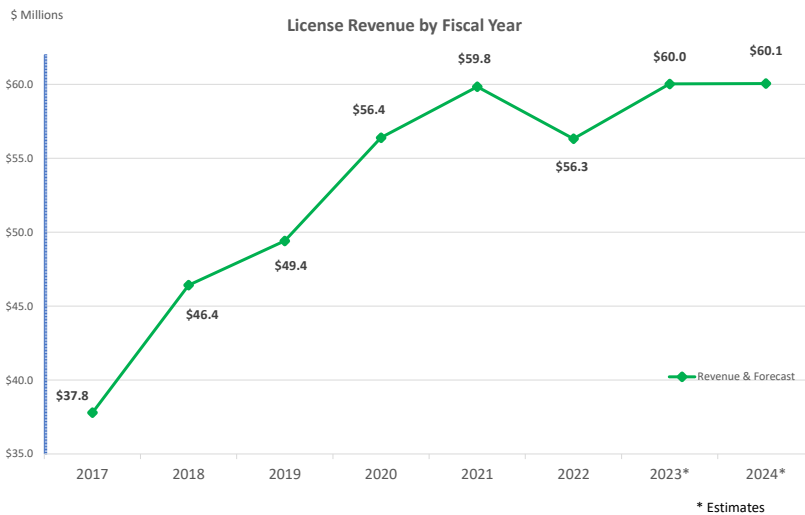
2

Resident Cost to Hunt						
(Includes licenses, tags, application and vendor fees)						
Rank	2022 Deer	2006 Deer	Incr \$	2022 Elk	2006 Elk	Incr \$
1	\$34.00 MT	\$24.00 MT	\$10.00	\$38.00 MT	\$28.00 MT	\$10.00
2	\$37.50 ID	\$32.50 ID	\$5.00	\$48.50 ID	\$43.50 ID	\$5.00
3	\$44.90 WA	\$39.42 WA	\$5.48	\$50.40 WA	\$39.42 WA	\$10.98
4	\$45.50 ID	\$32.50 ID	\$13.00	\$57.50 ID	\$43.50 ID	\$14.00
5	\$52.60 CO	\$39.00 CO	\$13.60	\$68.49 CO	\$54.00 CO	\$14.49
6	\$63.00 OR	\$42.00 OR	\$21.00	\$83.50 WY	\$57.50 WY	\$26.00
7	\$68.50 WY	\$45.50 WY	\$23.00	\$84.00 OR	\$57.00 OR	\$27.00
8	\$70.00 NM	\$43.00 NM	\$27.00	\$84.00 UT	\$65.00 UT	\$19.00
9	\$74.00 UT	\$40.00 UT	\$34.00	\$119.00 NM	\$93.00 NM	\$26.00

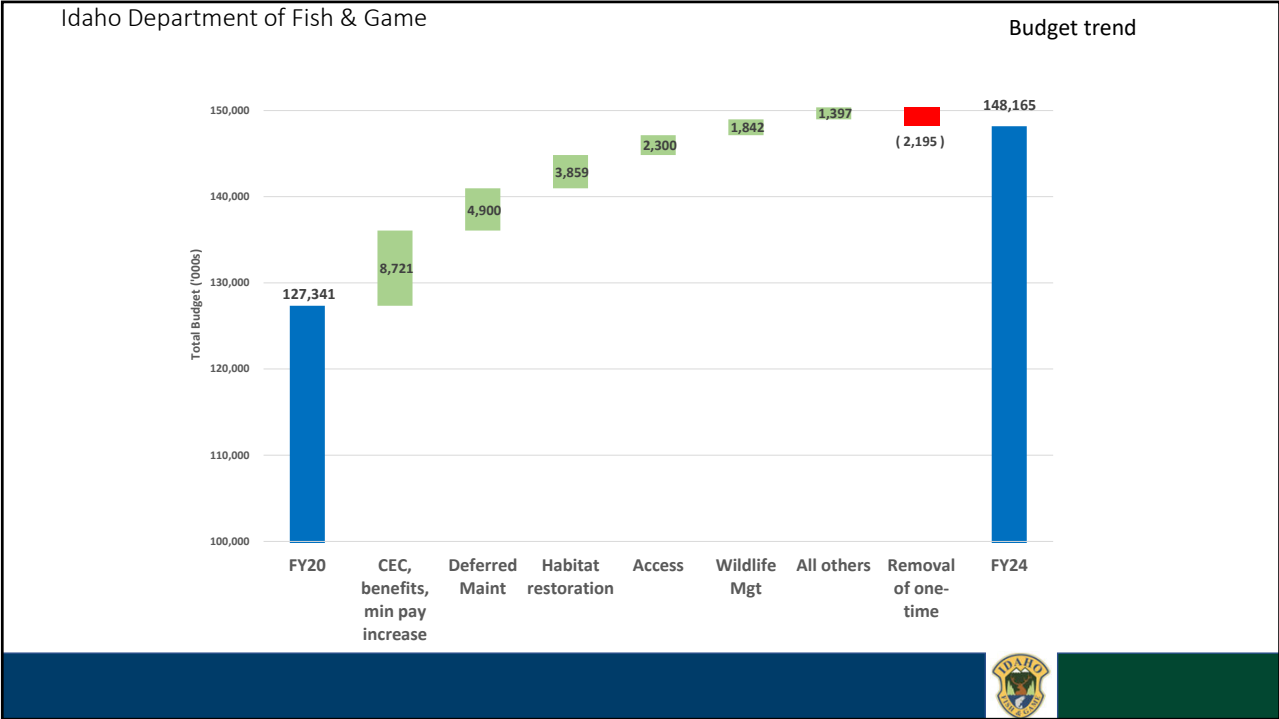
NOTE: Idaho's increase from 2006 to 2022 for price locked customers is the Access/Depredation Fee established in May of 2017 (\$5 for adult residents)



3



4



5


Idaho Department of Fish & Game FY23 line-item implementation

Operating	
Wolf Population Management	\$400,000
Wolf Depredation Costs	\$190,000
TOTAL	\$590,000

* Anticipate spending entire amount for FY23

Operating	
Fisheries Backlogged Maint.	\$3,500,000
Wildlife Backlogged Maint.	\$1,000,000
Administrative Backlogged Maint.	\$400,000
TOTAL	\$4,900,000

* Anticipate spending entire amount for FY23



6



Operating	
Eagle Valley Ranch Habitat Restoration	\$1,500,000

* Anticipate completing project by Nov 2023

OE	
Gray's Meadow Restoration	\$2,100,000

* \$130,000 spent in FY23 - ~\$1.9M will be reverted due to change in grantor's approach to project



 = 10 Filled FTE
 = 10 Vacant FTE



Vacancies: ~ 4-6% of total 553 FTE



#	Item	Function	FTP	Ded	Fed	Total
1	Targeted Salary Increases	All	0.00	\$ 0	\$1,319,300	\$1,319,300
	On-Call Policy	Fisheries	0.00	\$ 212,600	\$ 206,500	\$ 419,100
TOTAL				\$ 212,600	\$1,525,800	\$1,738,400

I.C. 67-5309A(2)(a)
I.C. 67-5309B(2)
IDHR Statewide Policy Section 12



#	Item	Function	FTP	Ded	Fed	Total
2	CWD Disease Monitoring & Surveillance	Wildlife	0.00	\$ 373,500	\$ 225,000	\$ 598,500

I.C. 36-103
I.C. 36-104
I.C. 49-417



#	Item	Function	FTP	Ded	Fed	Total
3	Eagle Valley Ranch (Restore Salmon/Steelhead Habitat)	Fisheries One-Time	0.00	\$ 0	\$3,000,000	\$3,000,000
		Fisheries Ongoing	0.00	\$ 0	\$2,534,100	\$2,534,100
TOTAL				\$ 0	\$5,534,100	\$5,534,100

I.C. 36-103
I.C. 36-104



11

#	Item	Function	FTP	Ded	Fed	Total
4	Hayspur Residence for Enforcement at Hayspur Hatchery	Enforcement (One-Time)	0.00	\$ 500,000	\$ 0	\$ 500,000

I.C. 36-103
I.C. 36-104



12

#	Item	Function	FTP	Ded	Fed	Total
5	USFS Good Neighbor Authority	Wildlife	0.00	\$ 0	\$ 500,000	\$ 500,000

I.C. 36-103
I.C. 36-104
2015 SCR 126



13

#	Item	Function	FTP	Ded	Fed	Total
6	Bighorn Sheep Management	Wildlife	0.00	\$ 261,000	\$ 0	\$ 261,000

I.C. 36-103
I.C. 36-104
I.C. 36-405(5)(a)
I.C. 36-408(5)(b)



14

#	Item	Function	FTP	Ded	Fed	Total
7	Albeni Falls Mitigation	Wildlife (One-Time)	0.00	\$ 0	\$4,322,600	\$4,322,600

I.C. 36-103
I.C. 36-104(9)
2018 MOA between Bonneville Power and State of Idaho



Thank you!

Questions?

Ed Schriever - Director

